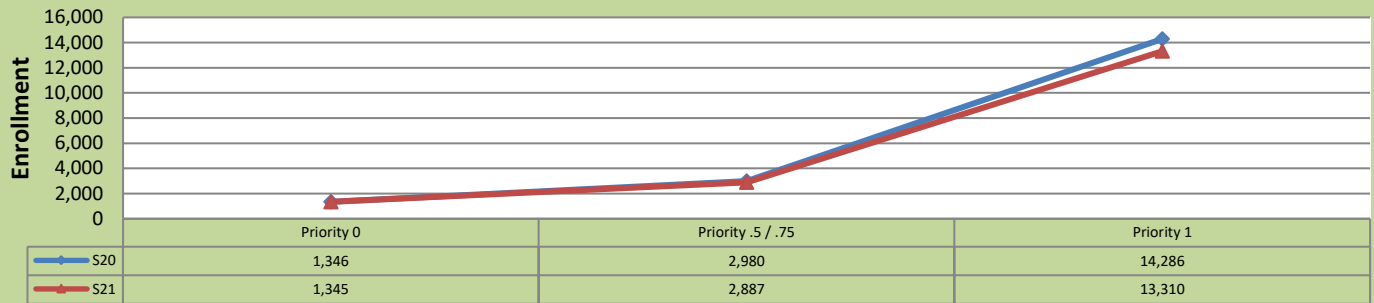


Spring 2021 Weekly Enrollment Report

December 14, 2020: End of Priority 1 Registration

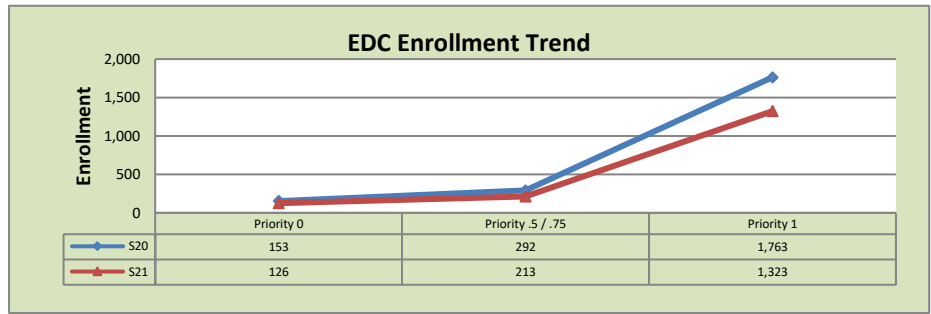
Total Enrollment S20 and S21

% Change S20-S21 = -6.8%

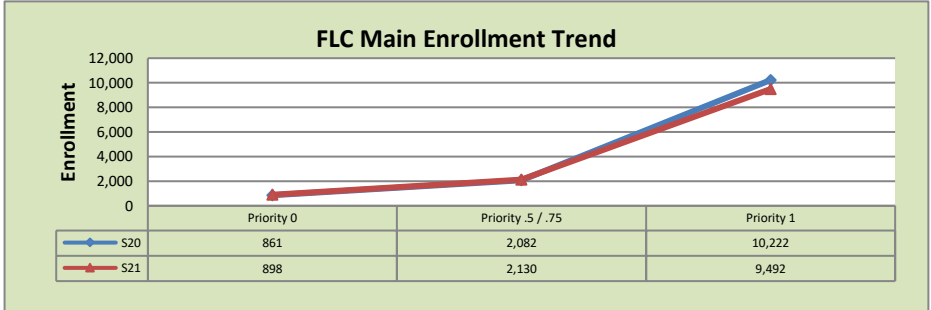


Enrollment by Site

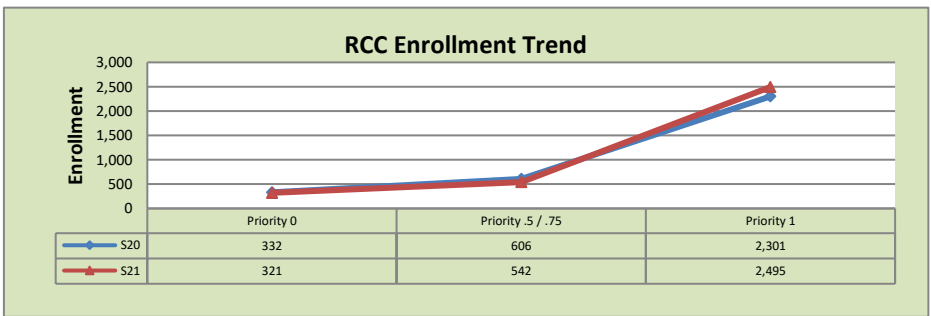
El Dorado Center			
	S20	S21	% Change
Undup Hdcnt	397	306	-23%
Total Sections	142	131	-8%
FTE	30.153	29.260	-3%
Fill Rate ₁	40%	36%	-10%
Productivity	261.14	220.38	-16%
FTEs	255	209	-18%



FLC Main			
	S20	S21	% Change
Undup Hdcnt	3,387	3,386	0%
Total Sections	603	549	-9%
FTE	118.431	114.335	-3%
Fill Rate	54%	52%	-4%
Productivity	346.28	328.62	-5%
FTEs	1,328	1,217	-8%



Rancho Cordova Center			
	S20	S21	% Change
Undup Hdcnt	1,521	1,840	21%
Total Sections	161	145	-10%
FTE	28.096	26.150	-7%
Fill Rate	48%	55%	15%
Productivity	274.69	331.61	21%
FTEs	250	281	12%



FLC Enrollment Totals

	S20	S21	% Change
Unduplicated Headcount	5,305	5,532	4%
Total Sections	923	827	-10%
FTE	180.047	169.945	-6%
Fill Rate	49%	49%	-1%
Productivity (WSCH/FTE)	314.37	310.06	-1%
FTEs ([WSCH*17]/525)	1,833	1,706	-7%

Notes:

- Fill Rate does not include Tutoring (1000), Work Experience (498/198), or Independent Study (495) sections.
- Prison Education Program enrollment data included in the FLC totals but not in site totals.