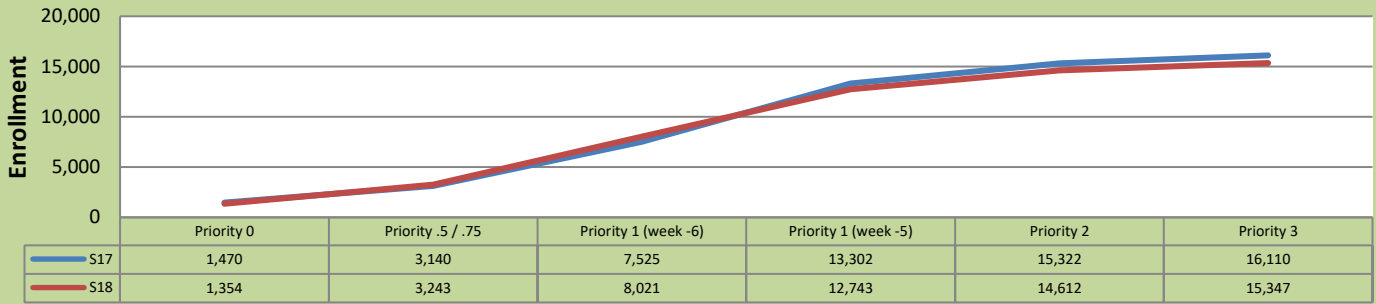


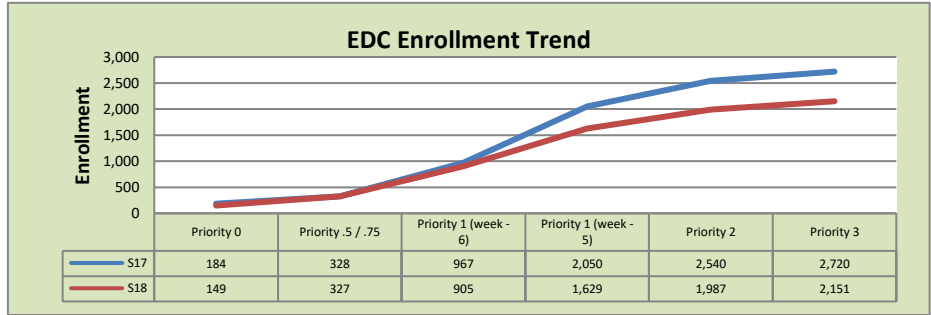
Spring 2018 Weekly Enrollment Report
December 18, 2017: End of Priority 3 Enrollment Period (Week -4)

Total Enrollment S17 and S18
% Change S17 - S18 = - 4.7%

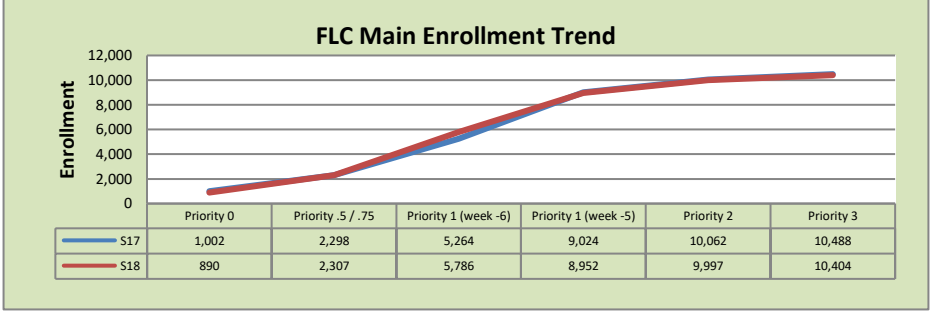


Enrollment by Site

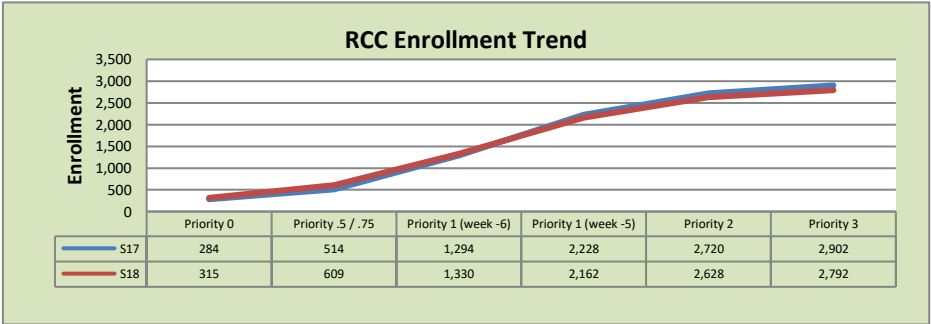
El Dorado Center			
	S17	S18	% Change
Undup Hdcnt	727	630	-13%
Total Sections	196	158	-19%
FTE	38.026	35.283	-7%
Fill Rate ₁	50%	49%	0%
Productivity	331.72	282.14	-15%
FTEs	408	322	-21%



FLC Main			
	S17	S18	% Change
Undup Hdcnt	3,921	3,754	-4%
Total Sections	504	517	3%
FTE	106.546	110.946	4%
Fill Rate	66%	62%	-4%
Productivity	417.37	393.58	-6%
FTEs	1,440	1,414	-2%



Rancho Cordova Center			
	S17	S18	% Change
Undup Hdcnt	1,824	1,830	0%
Total Sections	167	161	-4%
FTE	31.142	31.005	0%
Fill Rate	52%	54%	2%
Productivity	330.85	347.91	5%
FTEs	334	349	5%



FLC Enrollment Totals

	S17	S18	% Change
Unduplicated Headcount	6,472	6,214	-4%
Total Sections	867	836	-4%
FTE	175.714	177.233	1%
Fill Rate	60%	58%	-2%
Productivity (WSCH/FTE)	383.50	363.40	-5%
FTEs ((WSCH*17)/525)	2,182	2,086	-4%

Notes:

1. Fill Rate does not include Tutoring (1000), Work Experience (498/198), or Independent Study (495) sections.

Enrollment started November 20. Semester starts January 13.