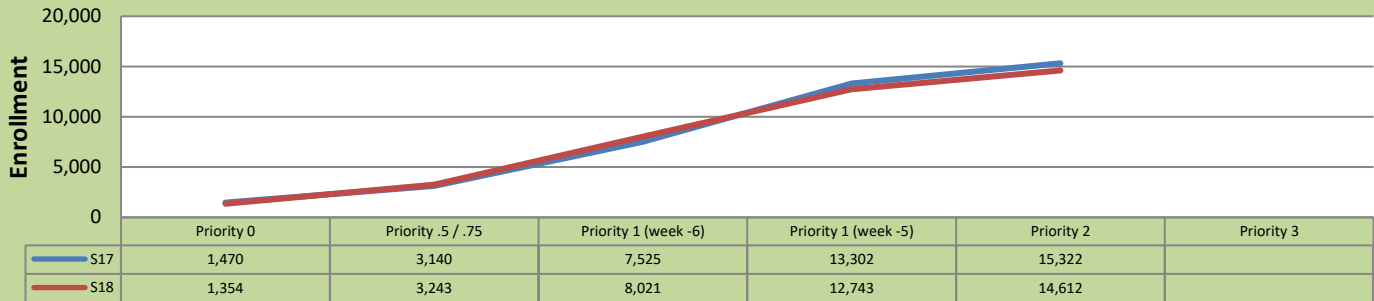


Spring 2018 Weekly Enrollment Report

December 14, 2017: End of Priority 2 Enrollment Period

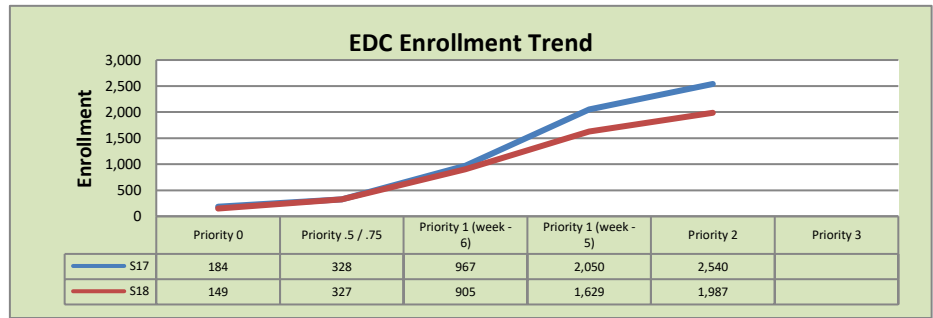
Total Enrollment S17 and S18

% Change S17 - S18 = - 4.6%

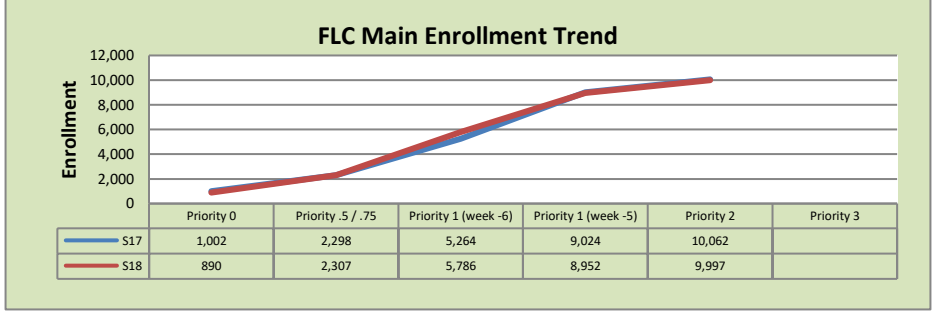


Enrollment by Site

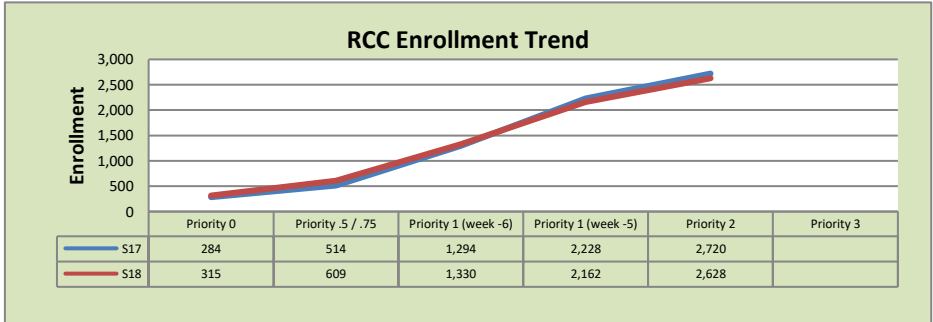
El Dorado Center			
	S17	S18	% Change
Undup Hdcnt	644	559	-13%
Total Sections	196	157	-20%
FTE	38.026	35.216	-7%
Fill Rate ₁	47%	45%	0%
Productivity	313.45	262.35	-16%
FTEs	386	299	-22%



FLC Main			
	S17	S18	% Change
Undup Hdcnt	3,719	3,538	-5%
Total Sections	504	515	2%
FTE	106.646	110.495	4%
Fill Rate	63%	60%	-3%
Productivity	401.67	381.28	-5%
FTEs	1,387	1,364	-2%



Rancho Cordova Center			
	S17	S18	% Change
Undup Hdcnt	1,719	1,731	1%
Total Sections	167	161	-4%
FTE	31.142	31.005	0%
Fill Rate	49%	51%	2%
Productivity	309.74	325.97	5%
FTEs	312	327	5%



FLC Enrollment Totals

	S17	S18	% Change
Unduplicated Headcount	6,082	5,828	-4%
Total Sections	867	833	-4%
FTE	175.814	176.716	1%
Fill Rate	57%	55%	-2%
Productivity (WSCH/FTE)	366.31	347.88	-5%
FTEs ((WSCH*17)/525)	2,085	1,991	-5%

Notes:

1. Fill Rate does not include Tutoring (1000), Work Experience (498/198), or Independent Study (495) sections.

Enrollment started November 20. Semester starts January 13.