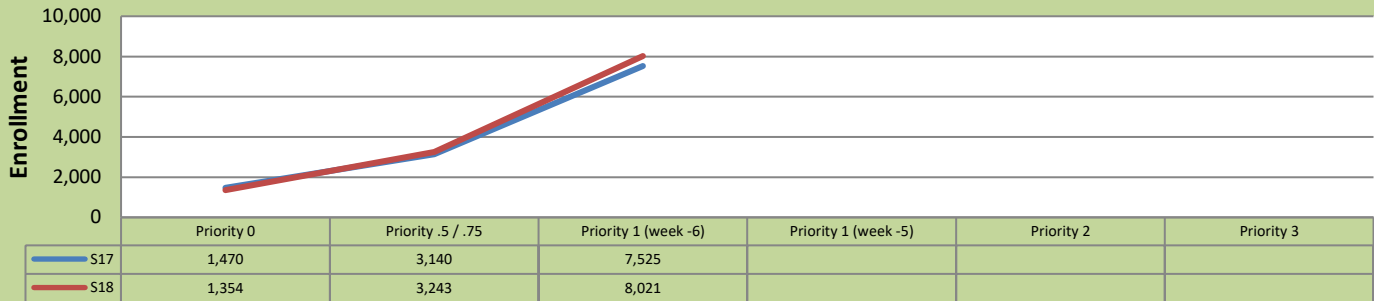


Spring 2018 Weekly Enrollment Report

December 5, 2017: Week -6 (Priority 1 enrollment period)

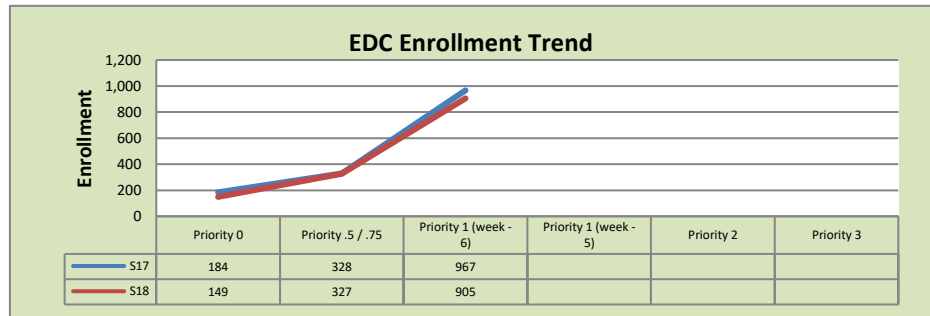
Total Enrollment S17 and S18

% Change S17 - S18 = +6.6%

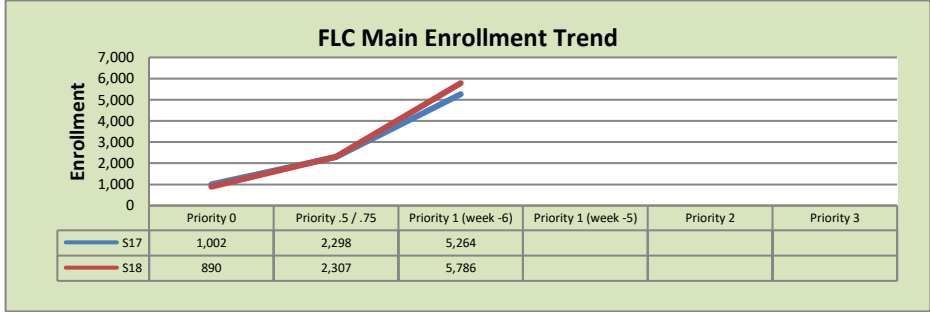


Enrollment by Site

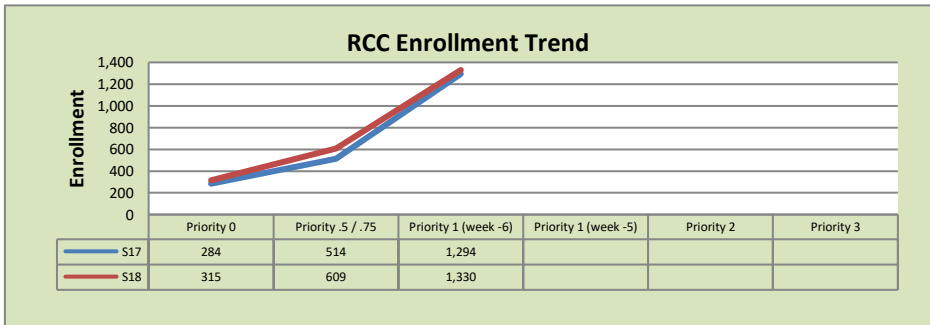
El Dorado Center			
	S17	S18	% Change
Undup Hdcnt	192	229	19%
Total Sections	198	157	-21%
FTE	37.209	35.217	-5%
Fill Rate ₁	18%	21%	18%
Productivity	118.00	120.98	3%
FTEs	142	138	-3%



FLC Main			
	S17	S18	% Change
Undup Hdcnt	1,914	1,997	4%
Total Sections	499	518	4%
FTE	106.496	111.247	4%
Fill Rate	34%	35%	4%
Productivity	222.50	226.41	2%
FTEs	767	816	6%



Rancho Cordova Center			
	S17	S18	% Change
Undup Hdcnt	850	926	9%
Total Sections	166	160	-4%
FTE	31.142	30.938	-1%
Fill Rate	23%	26%	12%
Productivity	141.26	159.00	13%
FTEs	143	159	11%



FLC Enrollment Totals

	S17	S18	% Change
Unduplicated Headcount	2,956	3,152	7%
Total Sections	863	835	-3%
FTE	174.85	177.40	1%
Fill Rate	28%	31%	10%
Productivity (WSCH/FTE)	185.79	193.73	4%
FTEs ((WSCH*17)/525)	1,052	1,113	6%

Notes:

Fill Rate does not include Tutoring (1000), Work Experience (498/198), or Independent Study (495) sections.

Enrollment started November 20. Semester starts January 13.