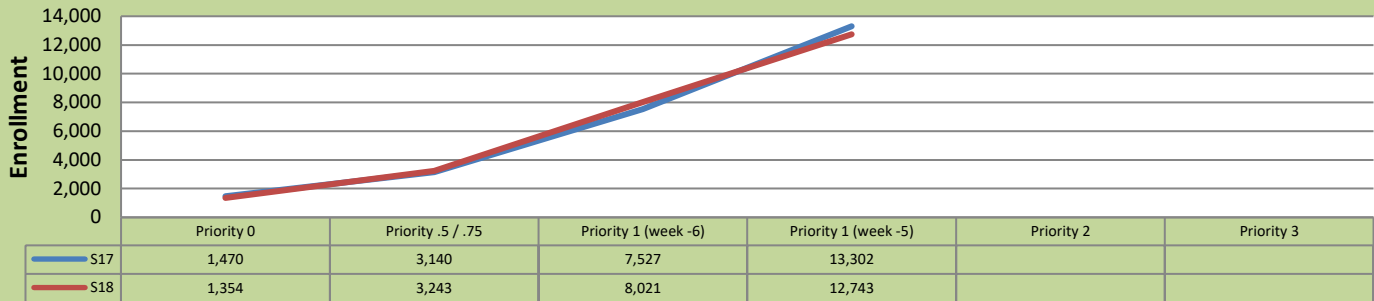


Spring 2018 Weekly Enrollment Report

December 11, 2017: Week -5 / End of Priority 1 Enrollment Period

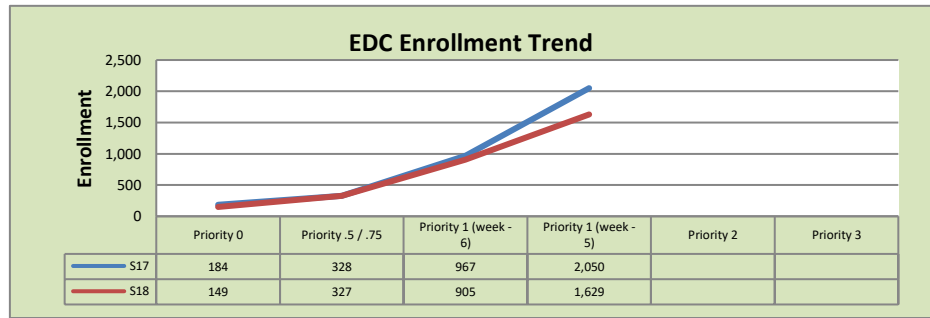
Total Enrollment S17 and S18

% Change S17 - S18 = - 4.2%

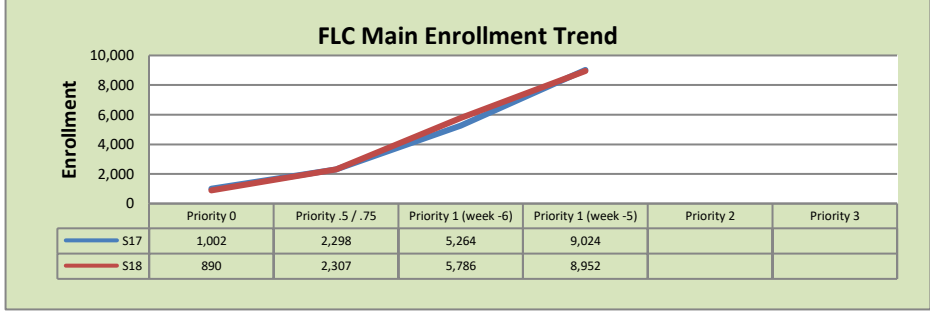


Enrollment by Site

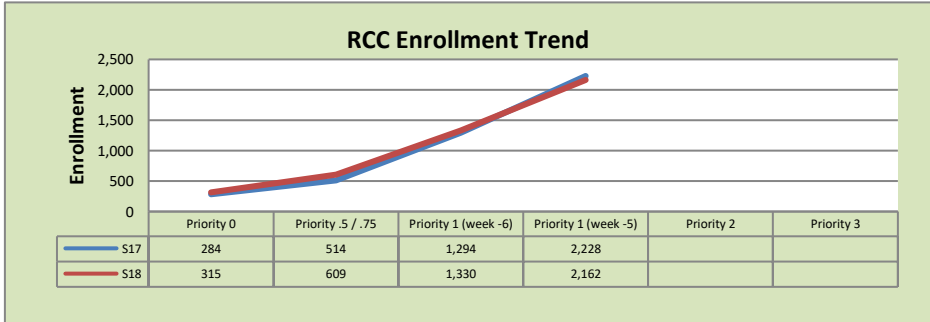
El Dorado Center			
	S17	S18	% Change
Undup Hdcnt	448	418	-7%
Total Sections	196	157	-20%
FTE	38.026	35.217	-7%
Fill Rate ₁	39%	31%	-21%
Productivity	253.77	217.23	-14%
FTEs	312	248	-21%



FLC Main			
	S17	S18	% Change
Undup Hdcnt	3,261	3,087	-5%
Total Sections	504	517	3%
FTE	106.646	111.162	4%
Fill Rate	57%	48%	-16%
Productivity	363.44	343.30	-6%
FTEs	1,255	1,236	-2%



Rancho Cordova Center			
	S17	S18	% Change
Undup Hdcnt	1,441	1,450	1%
Total Sections	167	160	-4%
FTE	31.142	30.938	-1%
Fill Rate	40%	37%	-8%
Productivity	250.40	262.90	5%
FTEs	253	263	4%



FLC Enrollment Totals

	S17	S18	% Change
Unduplicated Headcount	5,150	4,955	-4%
Total Sections	867	834	-4%
FTE	175.81	177.32	1%
Fill Rate	50%	43%	-14%
Productivity (WSCH/FTE)	319.70	304.23	-5%
FTEs ((WSCH*17)/525)	1,820	1,747	-4%

Notes:

Fill Rate does not include Tutoring (1000), Work Experience (498/198), or Independent Study (495) sections.

Enrollment started November 20. Semester starts January 13.