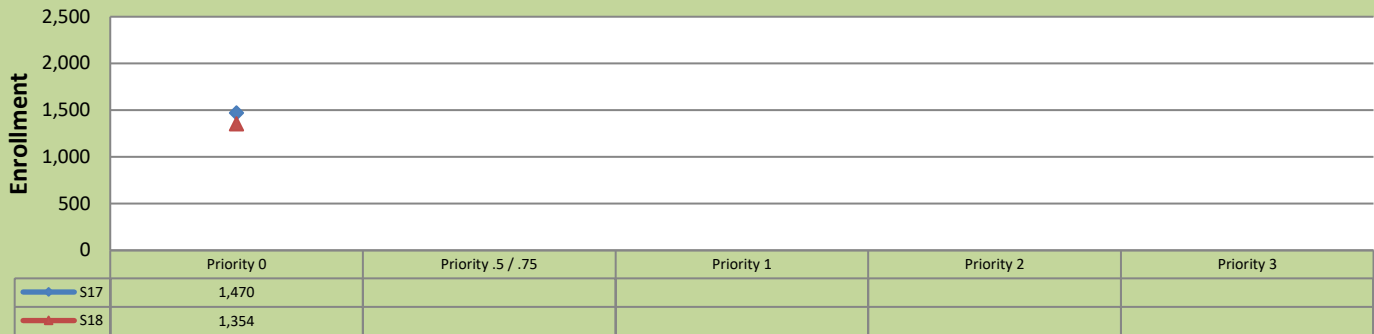


Spring 2018 Weekly Enrollment Report

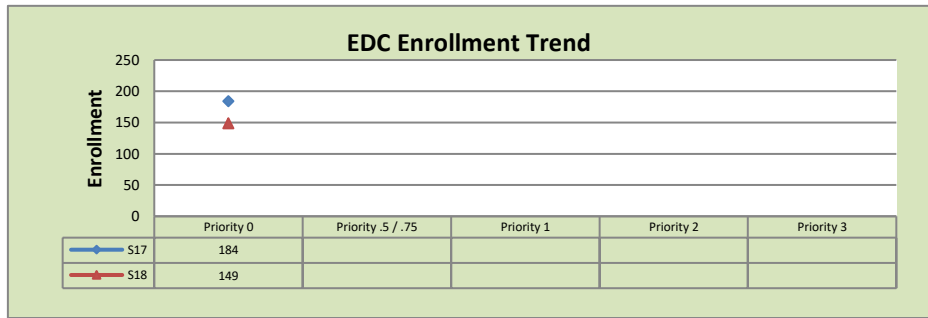
November 22, 2017: End of Priority 0 Registration Period

Total Enrollment S17 and S18

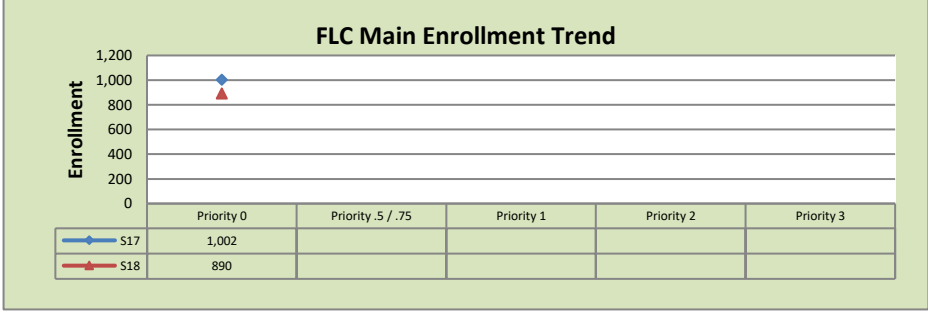


Enrollment by Site

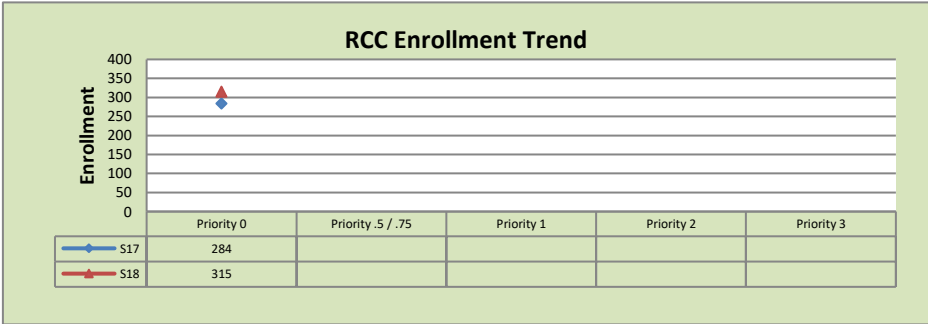
El Dorado Center			
	S17	S18	% Change
Undup Hdcnt	31	27	-13%
Total Sections	198	157	-21%
FTE	37.209	35.226	-5%
Fill Rate ₁	3%	1%	-67%
Productivity	22.50	20.56	-9%
FTEs	27	24	-12%



FLC Main			
	S17	S18	% Change
Undup Hdcnt	350	301	-14%
Total Sections	499	516	3%
FTE	106.171	111.302	5%
Fill Rate	6%	2%	-67%
Productivity	39.09	33.96	-13%
FTEs	135	125	-7%



Rancho Cordova Center			
	S17	S18	% Change
Undup Hdcnt	147	175	19%
Total Sections	165	160	-3%
FTE ₂	31.067	30.588	-2%
Fill Rate	5%	2%	-60%
Productivity	32.96	43.02	31%
FTEs	33	48	47%



FLC Enrollment Totals

	S17	S18	% Change
Unduplicated Headcount	528	503	-5%
Total Sections	862	833	-3%
FTE	174.447	177.116	2%
Fill Rate	5%	2%	-60%
Productivity (WSCH/FTE)	34.46	32.86	-5%
FTEs ((WSCH*17)/525)	195	197	1%

Notes:

Fill Rate does not include Tutoring (1000), Work Experience (498/198), or Independent Study (495) sections.

Enrollment started November 20. Semester starts January 13.