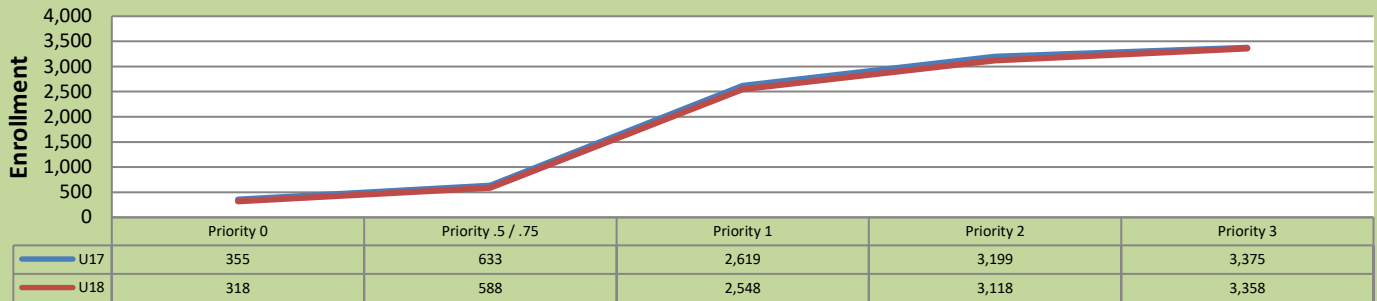


Summer 18 Enrollment Report by Registration Priority Time Period

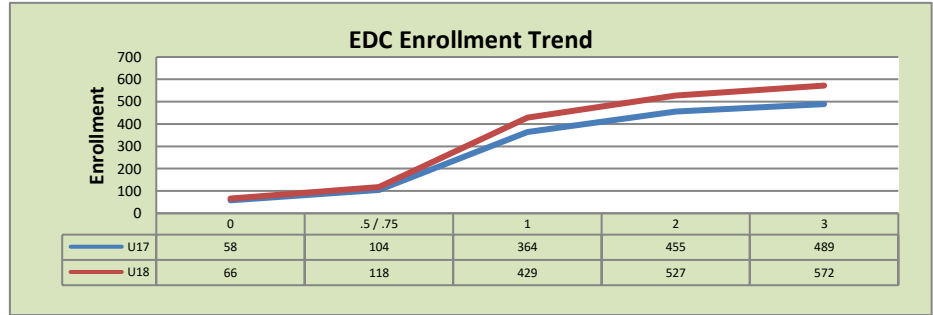
May 21, 2018: End of Priority 3

Total Enrollment U17 and U18 % Change U17 - U18 = -0.5%

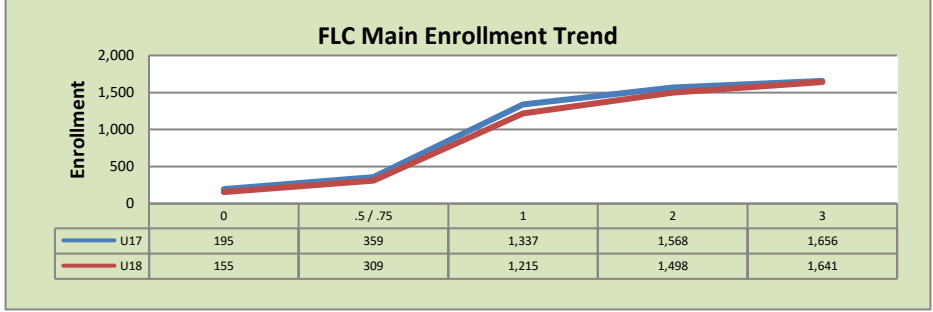


Enrollment by Site

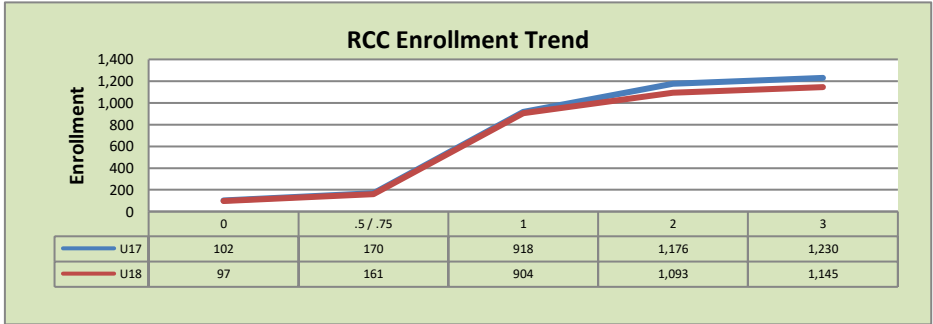
El Dorado Center			
	U17	U18	% Change
Undup Hdcnt	340	378	11%
Total Sections	20	23	15%
FTE	4.883	5.692	17%
Fill Rate ¹	73%	73%	0%
Productivity	397.43	385.52	-3%
FTEs	63	71	13%



FLC Main			
	U17	U18	% Change
Undup Hdcnt	1,226	1,249	2%
Total Sections	95	102	7%
FTE	13.065	14.533	11%
Fill Rate	78%	70%	-8%
Productivity	450.39	418.53	-7%
FTEs	191	197	3%



Rancho Cordova Center			
	U17	U18	% Change
Undup Hdcnt	1,083	1,016	-6%
Total Sections	44	41	-7%
FTE ₂	9.667	9.067	-6%
Fill Rate	78%	75%	-3%
Productivity	419.99	415.81	-1%
FTEs	131	122	-7%



FLC Enrollment Totals

	U17	U18	% Change
Unduplicated Headcount	2,649	2,643	0%
Total Sections ¹	159	166	4%
FTE ¹	27.615	29.292	6%
Fill Rate	77%	72%	-5%
Productivity (WSCH/FTE)	430.38	411.27	-4%
FTEs ((WSCH*17)/525)	385	390	1%

Notes:

¹ Fill Rate does not include Work Experience (498/198) or Independent Study (495) sections.

Enrollment started April 23, 2018. Semester starts June 11, 2018.