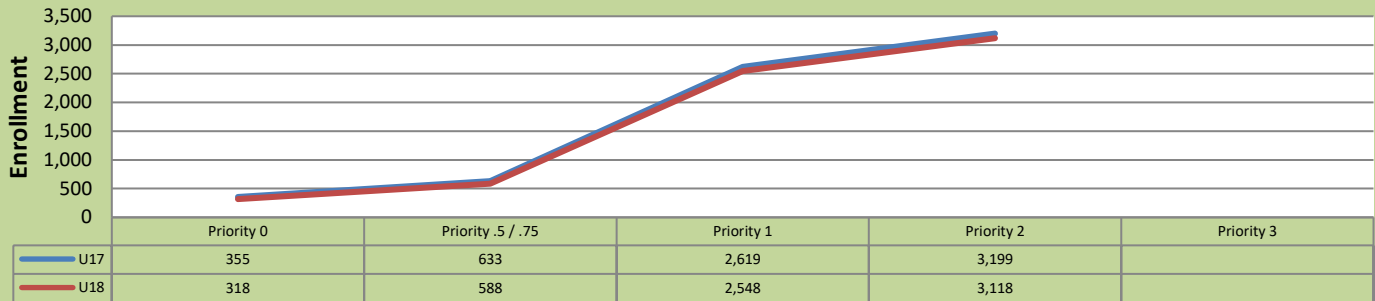


Summer 18 Enrollment Report by Registration Priority Time Period

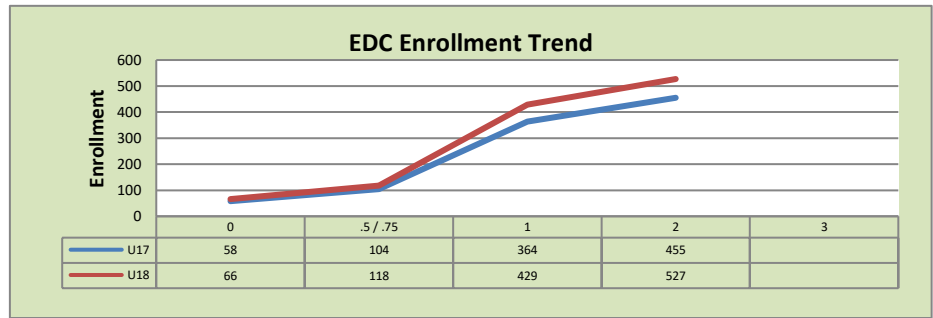
May 17, 2018: End of Priority 2

Total Enrollment U17 and U18 % Change U17 - U18 = -2.5%

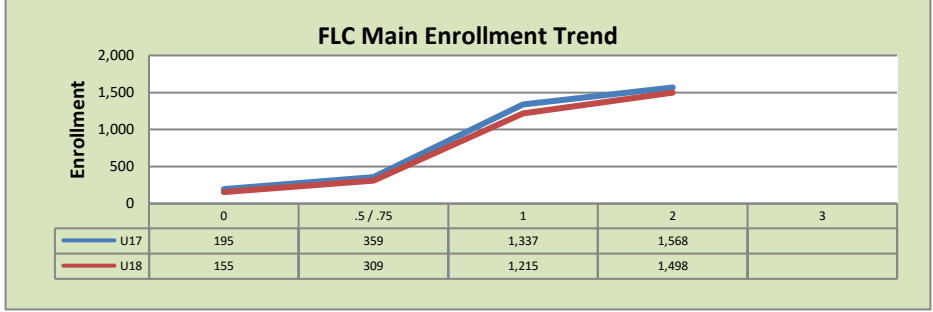


Enrollment by Site

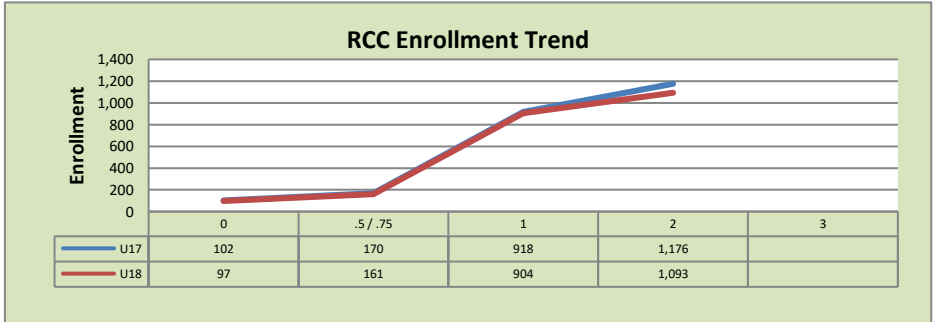
El Dorado Center			
	U17	U18	% Change
Undup Hdcnt	316	335	6%
Total Sections	20	23	15%
FTE	4.883	5.692	17%
Fill Rate ¹	67%	66%	-1%
Productivity	369.33	354.64	-4%
FTEs	58	65	12%



FLC Main			
	U17	U18	% Change
Undup Hdcnt	1,148	1,138	-1%
Total Sections	95	102	7%
FTE	13.065	14.533	11%
Fill Rate	74%	65%	-9%
Productivity	429.38	385.08	-10%
FTEs	182	181	-1%



Rancho Cordova Center			
	U17	U18	% Change
Undup Hdcnt	1,032	982	-5%
Total Sections	44	41	-7%
FTE ₂	9.667	9.067	-6%
Fill Rate	74%	71%	-3%
Productivity	401.42	396.75	-1%
FTEs	126	116	-8%



FLC Enrollment Totals

	U17	U18	% Change
Unduplicated Headcount	2,496	2,455	-2%
Total Sections ¹	159	166	4%
FTE ¹	27.615	29.292	6%
Fill Rate	73%	67%	-6%
Productivity (WSCH/FTE)	408.98	382.78	-6%
FTEs ((WSCH*17)/525)	366	363	-1%

Notes:

¹ Fill Rate does not include Work Experience (498/198) or Independent Study (495) sections.

Enrollment started April 23, 2018. Semester starts June 11, 2018.