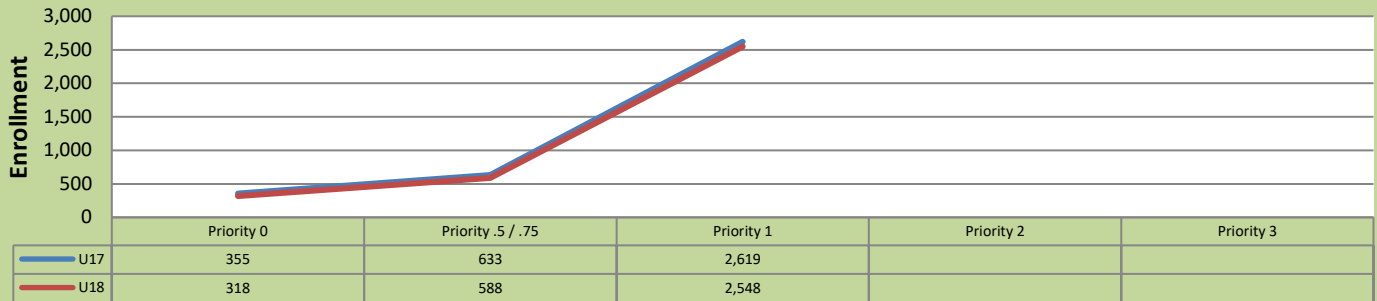


## Summer 18 Enrollment Report by Registration Priority Time Period

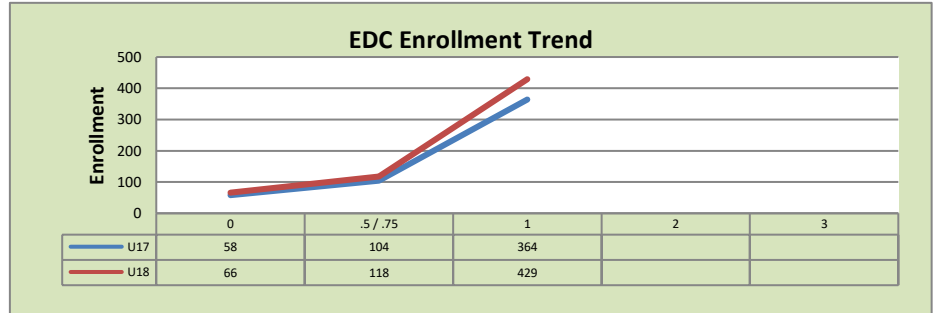
May 14, 2018: End of Priority 1

### Total Enrollment U17 and U18 % Change U17 - U18 = -2.7%

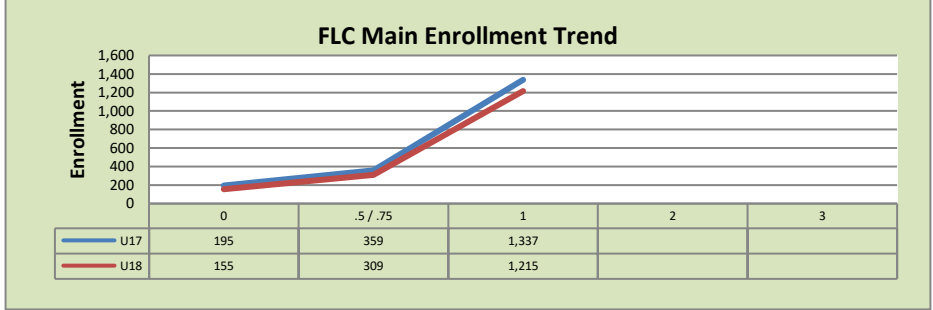


### Enrollment by Site

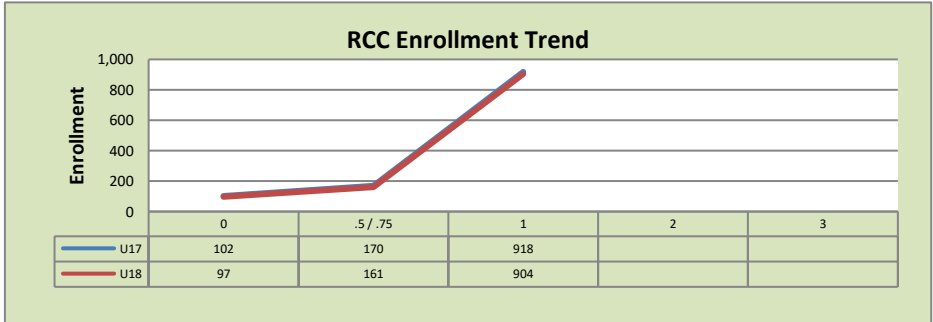
El Dorado Center			
	U17	U18	% Change
Undup Hdcnt	242	269	11%
Total Sections	21	23	10%
FTE	5.083	5.692	12%
Fill Rate <sub>1</sub>	52%	53%	1%
Productivity	283.85	285.77	1%
FTEs	47	53	13%



FLC Main			
	U17	U18	% Change
Undup Hdcnt	959	911	-5%
Total Sections	95	102	7%
FTE	13.065	14.533	11%
Fill Rate	60%	52%	-8%
Productivity	369.74	314.04	-15%
FTEs	156	148	-5%



Rancho Cordova Center			
	U17	U18	% Change
Undup Hdcnt	804	814	1%
Total Sections	44	41	-7%
FTE <sub>2</sub>	9.667	9.067	-6%
Fill Rate	53%	59%	6%
Productivity	310.88	325.95	5%
FTEs	97	96	-1%



### FLC Enrollment Totals

	U17	U18	% Change
Unduplicated Headcount	2,005	1,994	-1%
Total Sections <sup>1</sup>	160	166	4%
FTE <sup>1</sup>	27.815	29.292	5%
Fill Rate	56%	54%	-2%
Productivity (WSCH/FTE)	333.58	312.23	-6%
FTEs ((WSCH*17)/525)	300	296	-1%

#### Notes:

<sup>1</sup> Fill Rate does not include Work Experience (498/198) or Independent Study (495) sections.

Enrollment started April 23, 2018. Semester starts June 11, 2018.