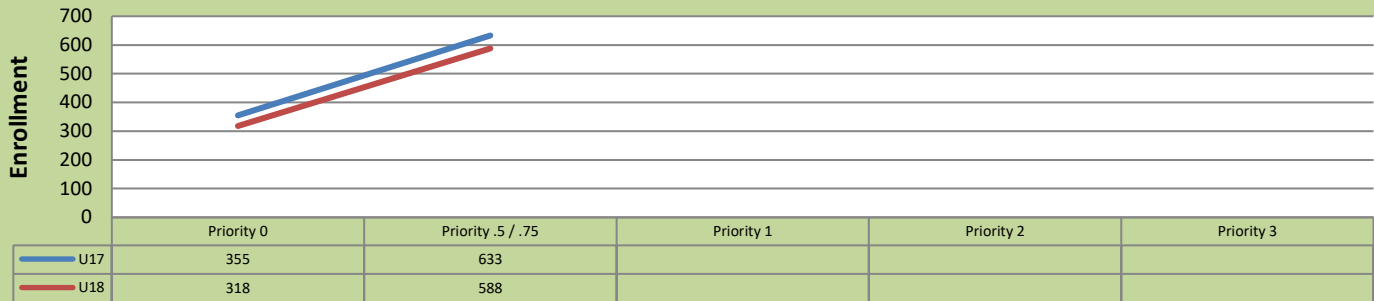


Summer 18 Enrollment Report by Registration Priority Time Period

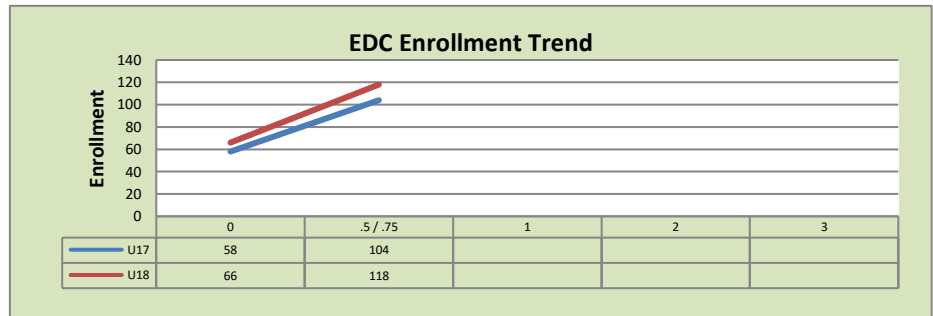
April 30, 2018: End of Priority .5 & .75

Total Enrollment U17 and U18 % Change U17 - U18 = -7.1%

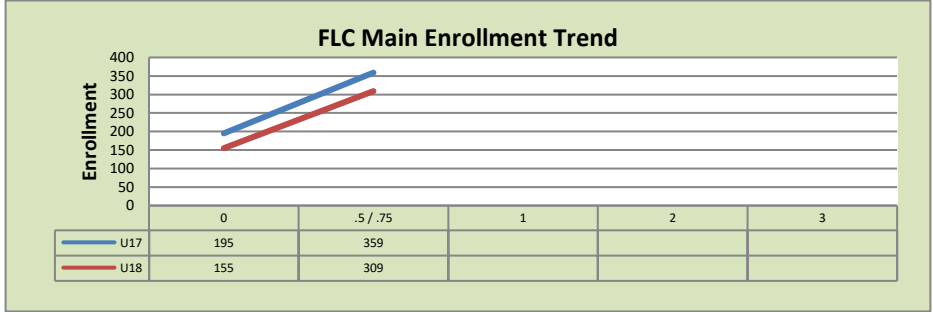


Enrollment by Site

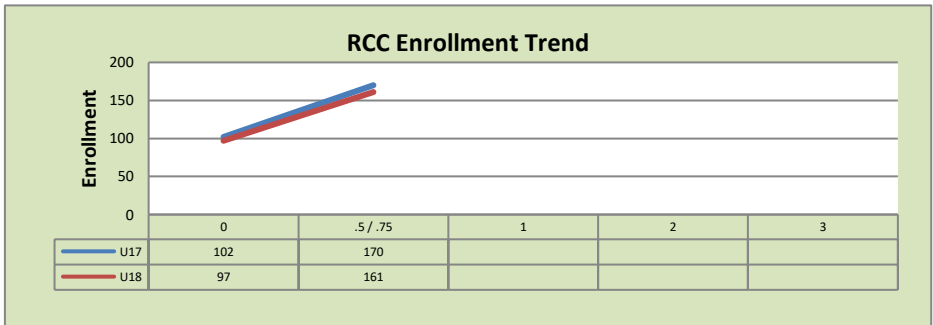
El Dorado Center			
	U17	U18	% Change
Undup Hdcnt	61	71	16%
Total Sections	21	22	5%
FTE	5.283	5.492	4%
Fill Rate ¹	14%	14%	0%
Productivity	70.86	80.18	13%
FTEs	12	14	17%



FLC Main			
	U17	U18	% Change
Undup Hdcnt	249	222	-11%
Total Sections	95	98	3%
FTE	13.490	14.283	6%
Fill Rate	17%	13%	-4%
Productivity	92.56	77.05	-17%
FTEs	40	36	-10%



Rancho Cordova Center			
	U17	U18	% Change
Undup Hdcnt	153	143	-7%
Total Sections	44	41	-7%
FTE ₂	9.667	9.067	-6%
Fill Rate	10%	11%	1%
Productivity	59.47	58.02	-2%
FTEs	19	17	-11%



FLC Enrollment Totals

	U17	U18	% Change
Unduplicated Headcount	463	436	-6%
Total Sections ¹	160	161	1%
FTE ¹	28.440	28.842	1%
Fill Rate	14%	12%	-2%
Productivity (WSCH/FTE)	77.28	71.66	-7%
FTEs ((WSCH*17)/525)	71	67	-6%

Notes:

¹ Fill Rate does not include Work Experience (498/198) or Independent Study (495) sections.

Enrollment started April 23, 2018. Semester starts June 11, 2018.