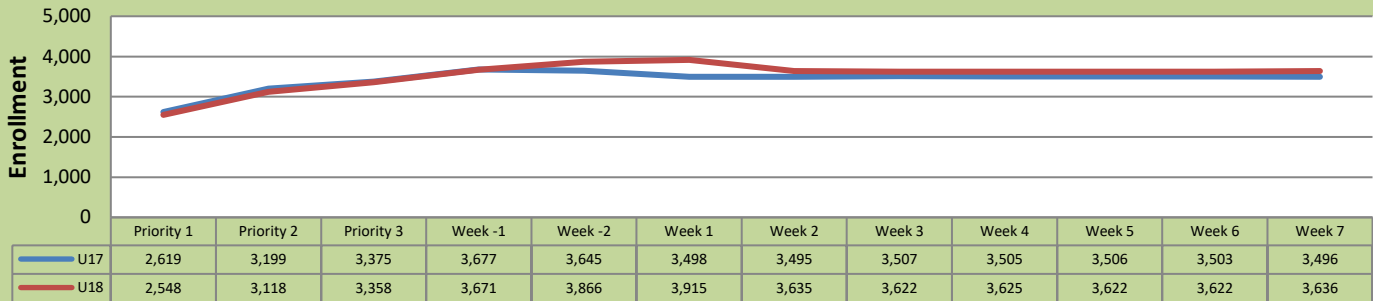


## Summer 18 Weekly Enrollment Report

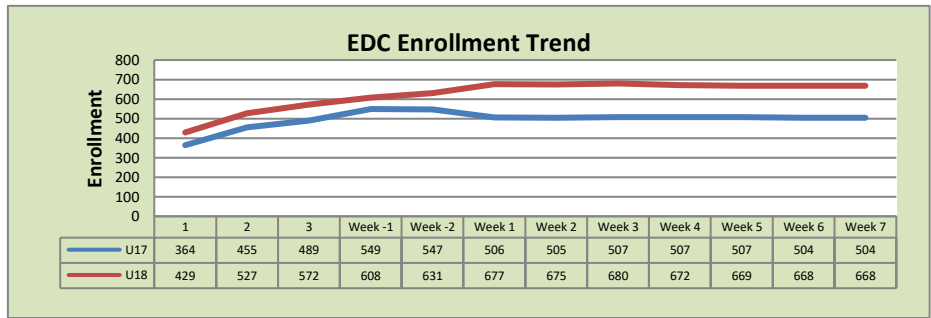
July 23, 2018: Week 7

### Total Enrollment U17 and U18 % Change U17 - U18 = 4.0%

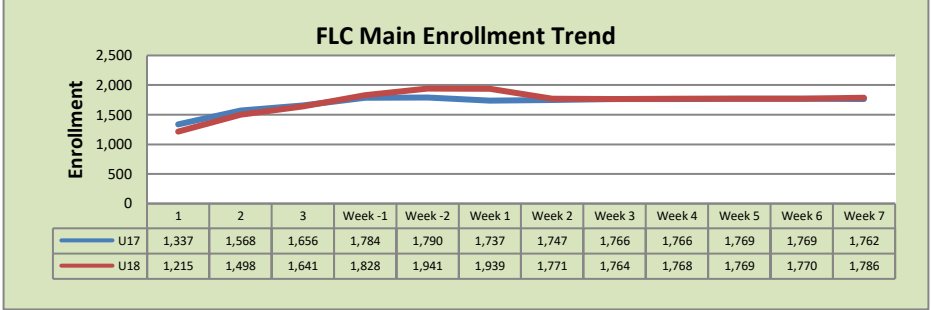


### Enrollment by Site

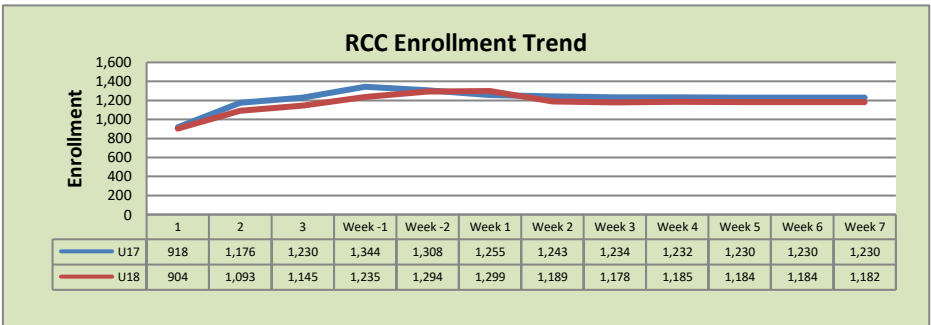
El Dorado Center			
	U17	U18	% Change
Undup Hdcnt	371	462	25%
Total Sections	19	25	32%
FTE	4.683	5.809	24%
Fill Rate <sup>1</sup>	80%	76%	-4%
Productivity	426.79	416.96	-2%
FTEs	65	78	20%



FLC Main			
	U17	U18	% Change
Undup Hdcnt	1,359	1,437	6%
Total Sections	97	100	3%
FTE	13.240	14.066	6%
Fill Rate	83%	80%	-3%
Productivity	472.87	469.87	-1%
FTEs	203	214	5%



Rancho Cordova Center			
	U17	U18	% Change
Undup Hdcnt	1,104	1,073	-3%
Total Sections	42	38	-10%
FTE <sub>2</sub>	9.133	8.267	-9%
Fill Rate	82%	84%	2%
Productivity	447.69	469.82	5%
FTEs	132	126	-5%



### FLC Enrollment Totals

	U17	U18	% Change
Unduplicated Headcount	2,834	2,972	5%
Total Sections <sup>1</sup>	158	163	3%
FTE <sup>1</sup>	27.057	28.142	4%
Fill Rate	82%	80%	-2%
Productivity (WSCH/FTE)	456.39	458.94	1%
FTEs ((WSCH*17)/525)	400	418	5%

#### Notes:

<sup>1</sup> Fill Rate does not include Work Experience (498/198) or Independent Study (495) sections.

Enrollment started April 23, 2018. Semester starts June 11, 2018.