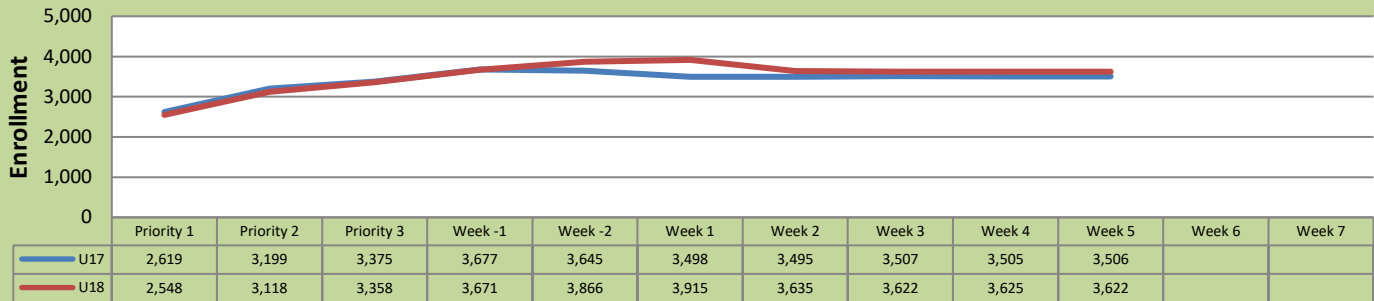


Summer 18 Weekly Enrollment Report

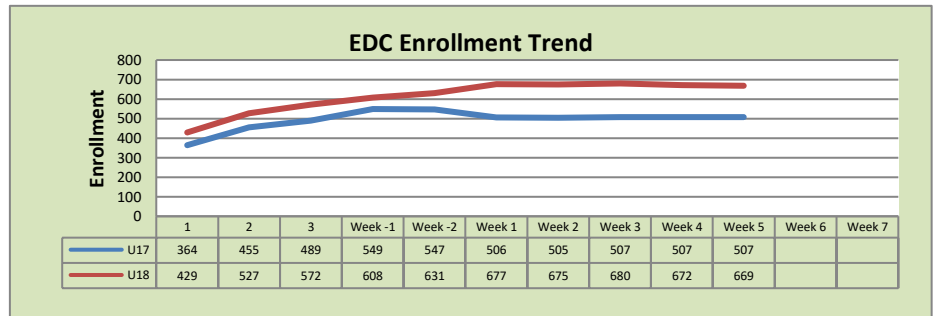
July 9, 2018: Week 5

Total Enrollment U17 and U18 % Change U17 - U18 = 3.3%

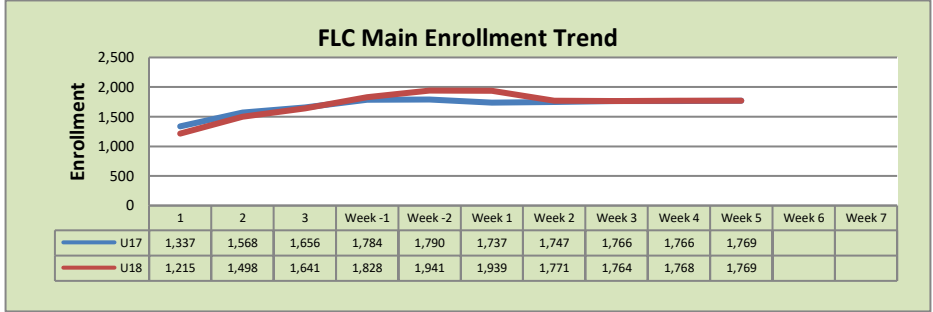


Enrollment by Site

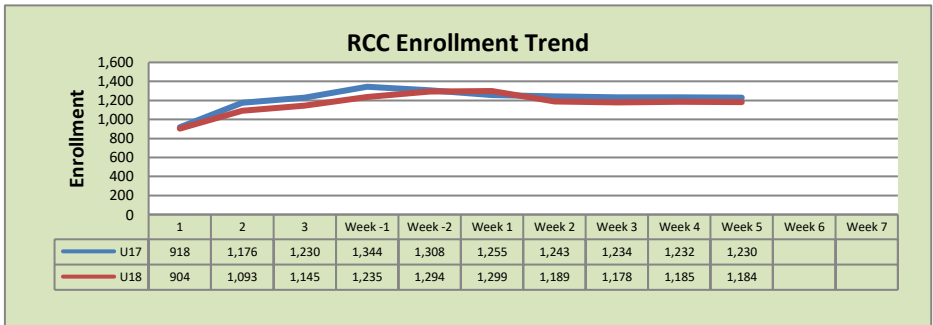
El Dorado Center			
	U17	U18	% Change
Undup Hdcnt	373	461	24%
Total Sections	19	25	32%
FTE	4.683	5.809	24%
Fill Rate ¹	81%	76%	-5%
Productivity	430.01	417.48	-3%
FTEs	65	79	22%



FLC Main			
	U17	U18	% Change
Undup Hdcnt	1,366	1,420	4%
Total Sections	97	100	3%
FTE	13.240	14.066	6%
Fill Rate	83%	79%	-4%
Productivity	474.56	471.09	-1%
FTEs	204	215	5%



Rancho Cordova Center			
	U17	U18	% Change
Undup Hdcnt	1,104	1,074	-3%
Total Sections	42	38	-10%
FTE ₂	9.133	8.267	-9%
Fill Rate	82%	85%	3%
Productivity	447.69	471.23	5%
FTEs	132	126	-5%



FLC Enrollment Totals

	U17	U18	% Change
Unduplicated Headcount	2,843	2,955	4%
Total Sections ¹	158	163	3%
FTE ¹	27.057	28.142	4%
Fill Rate	82%	80%	-2%
Productivity (WSCH/FTE)	457.78	460.06	0%
FTEs ((WSCH*17)/525)	401	419	4%

Notes:

¹ Fill Rate does not include Work Experience (498/198) or Independent Study (495) sections.

Enrollment started April 23, 2018. Semester starts June 11, 2018.