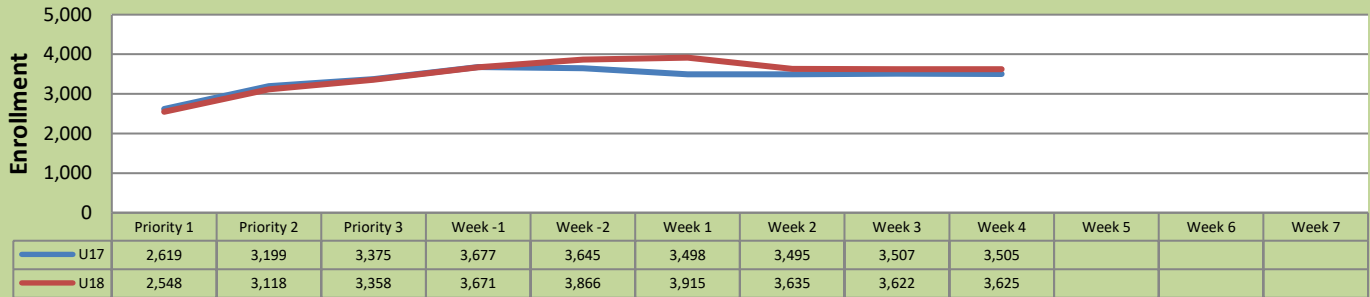


Summer 18 Weekly Enrollment Report

July 2, 2018: Week 4

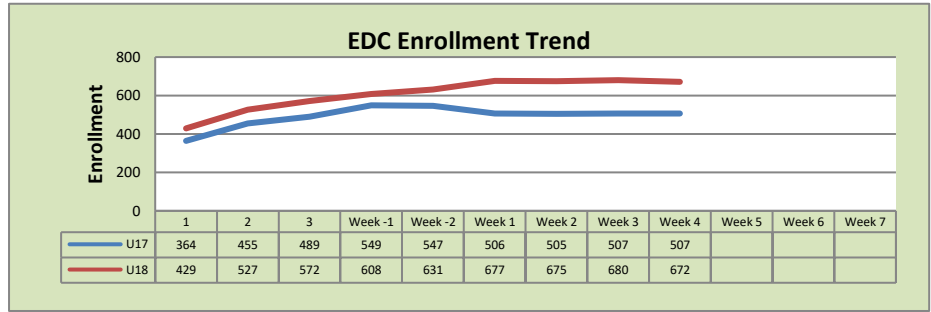
Total Enrollment U17 and U18 % Change U17 - U18 = 3.4%



Enrollment by Site

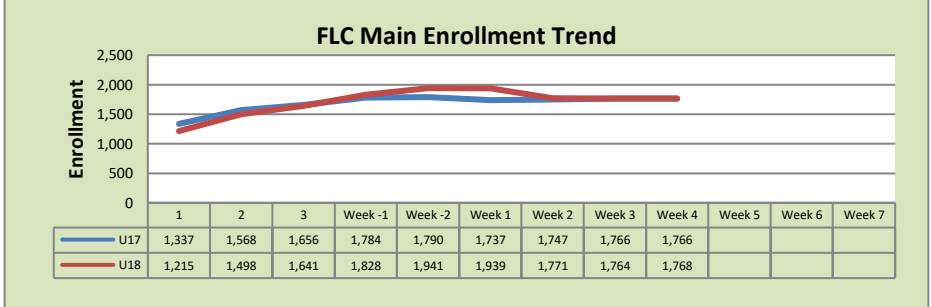
El Dorado Center

	U17	U18	% Change
Undup Hdcnt	374	463	24%
Total Sections	19	25	32%
FTE	4.683	5.809	24%
Fill Rate ₁	81%	77%	-4%
Productivity	430.01	419.03	-3%
FTEs	65	79	22%



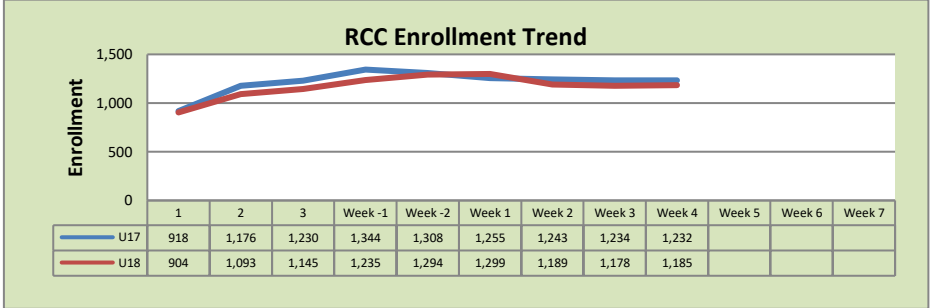
FLC Main

	U17	U18	% Change
Undup Hdcnt	1,365	1,420	4%
Total Sections	97	100	3%
FTE	13.240	14.066	6%
Fill Rate	83%	79%	-4%
Productivity	473.89	470.93	-1%
FTEs	203	214	5%



Rancho Cordova Center

	U17	U18	% Change
Undup Hdcnt	1,106	1,075	-3%
Total Sections	42	38	-10%
FTE ₂	9.133	8.267	-9%
Fill Rate	83%	85%	2%
Productivity	448.34	471.47	5%
FTEs	133	126	-5%



FLC Enrollment Totals

	U17	U18	% Change
Unduplicated Headcount	2,845	2,958	4%
Total Sections ¹	158	163	3%
FTE ¹	27.057	28.142	4%
Fill Rate	82%	80%	-2%
Productivity (WSCH/FTE)	457.67	460.38	1%
FTEs ((WSCH*17)/525)	401	420	5%

Notes:

¹ Fill Rate does not include Work Experience (498/198) or Independent Study (495) sections.

Enrollment started April 23, 2018. Semester starts June 11, 2018.