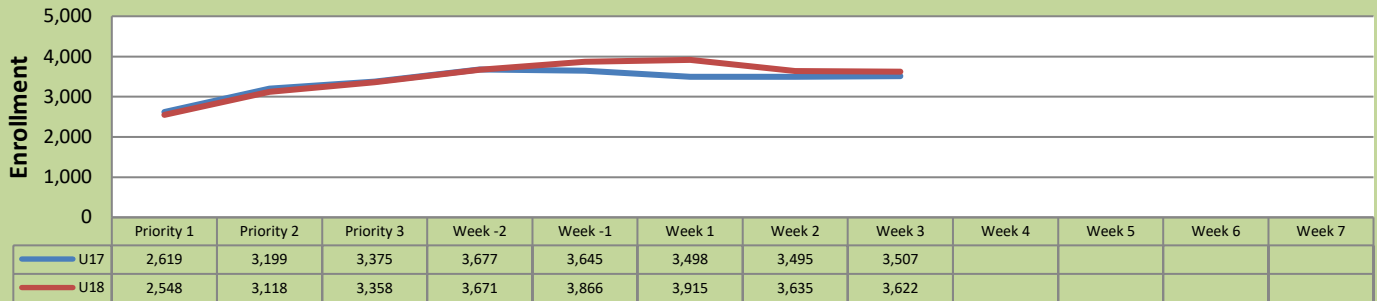


## Summer 18 Weekly Enrollment Report

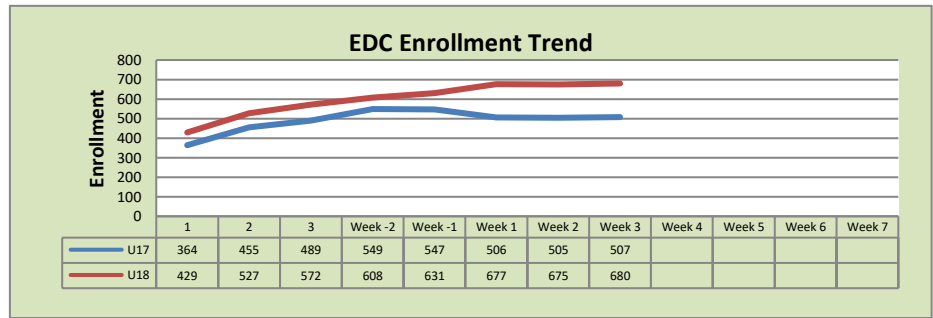
June 25, 2018: Week 3

### Total Enrollment U17 and U18 % Change U17 - U18 = 3.3%

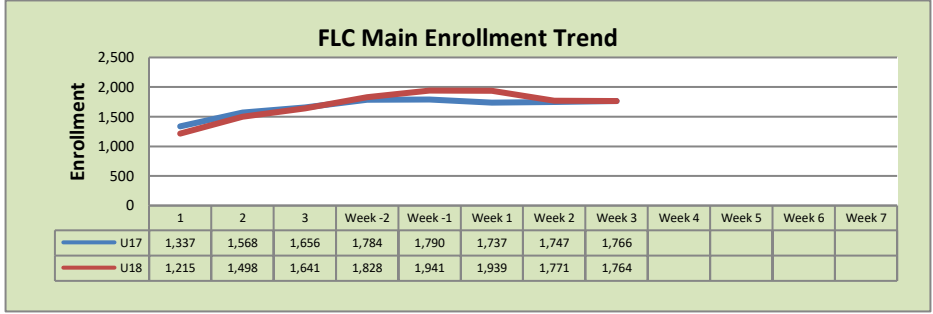


### Enrollment by Site

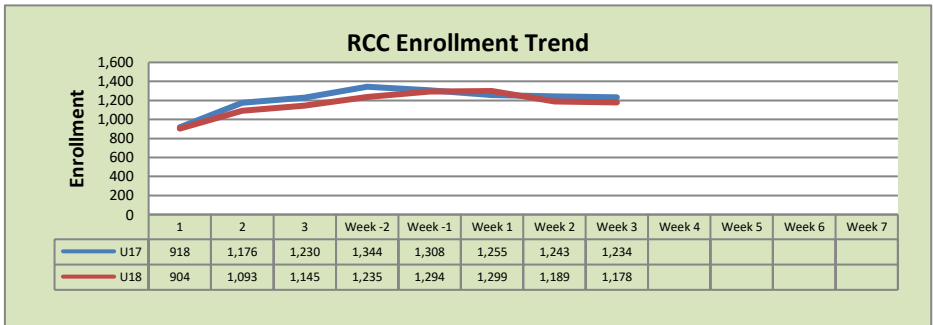
El Dorado Center			
	U17	U18	% Change
Undup Hdcnt	375	470	25%
Total Sections	19	25	32%
FTE	4.683	5.809	24%
Fill Rate <sup>1</sup>	81%	78%	-3%
Productivity	430.01	423.9	-1%
FTEs	65	80	23%



FLC Main			
	U17	U18	% Change
Undup Hdcnt	1,364	1,415	4%
Total Sections	97	99	2%
FTE	13.240	14.000	6%
Fill Rate	83%	79%	-4%
Productivity	473.56	471.96	0%
FTEs	203	214	5%



Rancho Cordova Center			
	U17	U18	% Change
Undup Hdcnt	1,108	1,067	-4%
Total Sections	42	38	-10%
FTE <sub>2</sub>	9.133	8.267	-9%
Fill Rate	83%	84%	1%
Productivity	449.11	468.68	4%
FTEs	133	125	-6%



### FLC Enrollment Totals

	U17	U18	% Change
Unduplicated Headcount	2,847	2,952	4%
Total Sections <sup>1</sup>	158	162	3%
FTE <sup>1</sup>	27.057	28.075	4%
Fill Rate	82%	80%	-2%
Productivity (WSCH/FTE)	457.77	461.05	1%
FTEs ((WSCH*17)/525)	401	419	4%

#### Notes:

<sup>1</sup> Fill Rate does not include Work Experience (498/198) or Independent Study (495) sections.

Enrollment started April 23, 2018. Semester starts June 11, 2018.