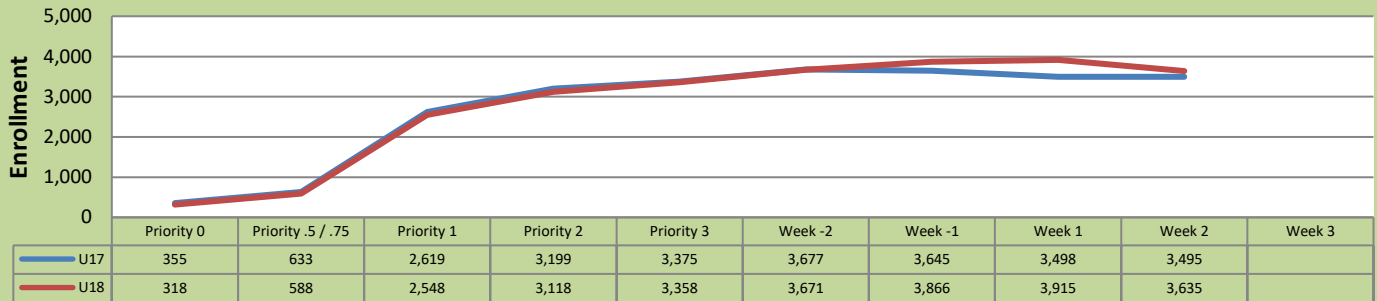


Summer 18 Weekly Enrollment Report

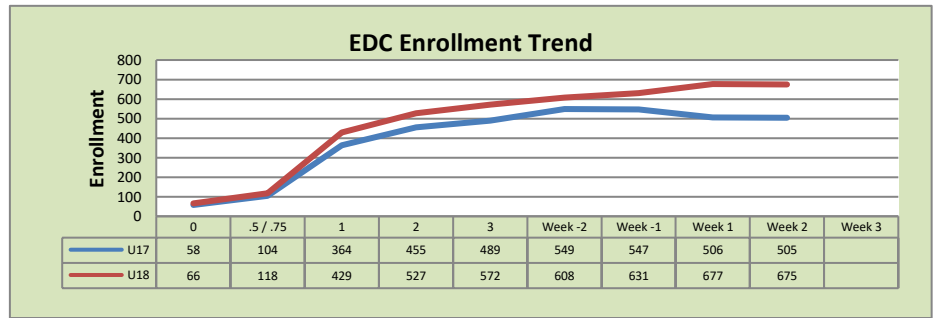
June 18, 2018: Week 2

Total Enrollment U17 and U18 % Change U17 - U18 = 4.0%

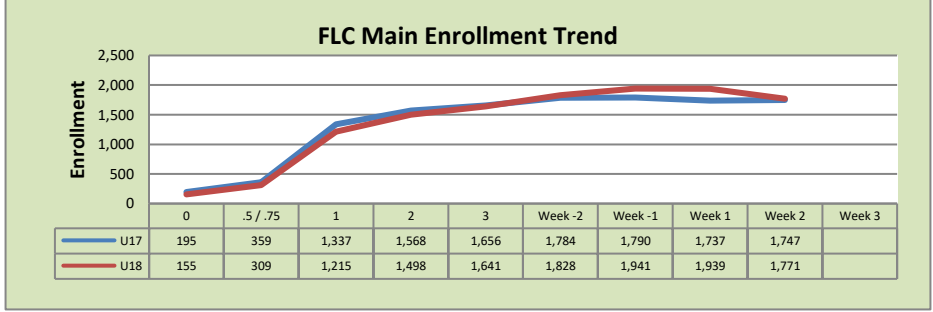


Enrollment by Site

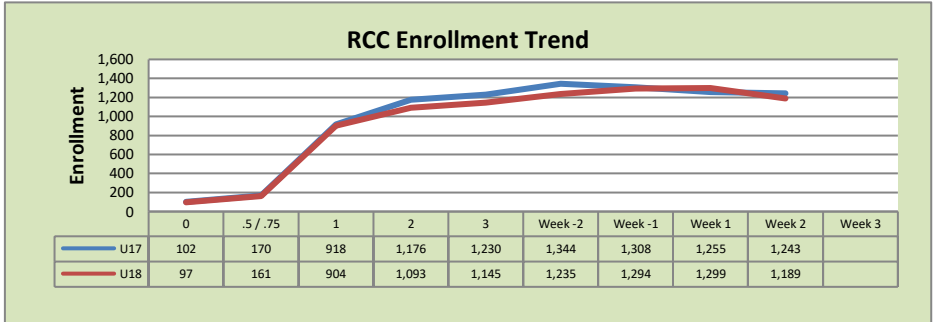
El Dorado Center			
	U17	U18	% Change
Undup Hdcnt	373	464	24%
Total Sections	19	25	32%
FTE	4.683	5.809	24%
Fill Rate ¹	81%	77%	-4%
Productivity	428.69	420.99	-2%
FTEs	65	79	22%



FLC Main			
	U17	U18	% Change
Undup Hdcnt	1,346	1,418	5%
Total Sections	98	99	1%
FTE	13.440	14.000	4%
Fill Rate	81%	79%	-2%
Productivity	460.68	473.11	3%
FTEs	200	214	7%



Rancho Cordova Center			
	U17	U18	% Change
Undup Hdcnt	1,116	1,075	-4%
Total Sections	42	38	-10%
FTE ₂	9.133	8.317	-9%
Fill Rate	83%	84%	1%
Productivity	452.68	470.49	4%
FTEs	134	127	-5%



FLC Enrollment Totals

	U17	U18	% Change
Unduplicated Headcount	2,835	2,957	4%
Total Sections ¹	159	162	2%
FTE ¹	27.257	28.125	3%
Fill Rate	81%	80%	-1%
Productivity (WSCH/FTE)	452.50	461.57	2%
FTEs ((WSCH*17)/525)	399	420	5%

Notes:

¹ Fill Rate does not include Work Experience (498/198) or Independent Study (495) sections.

Enrollment started April 23, 2018. Semester starts June 11, 2018.