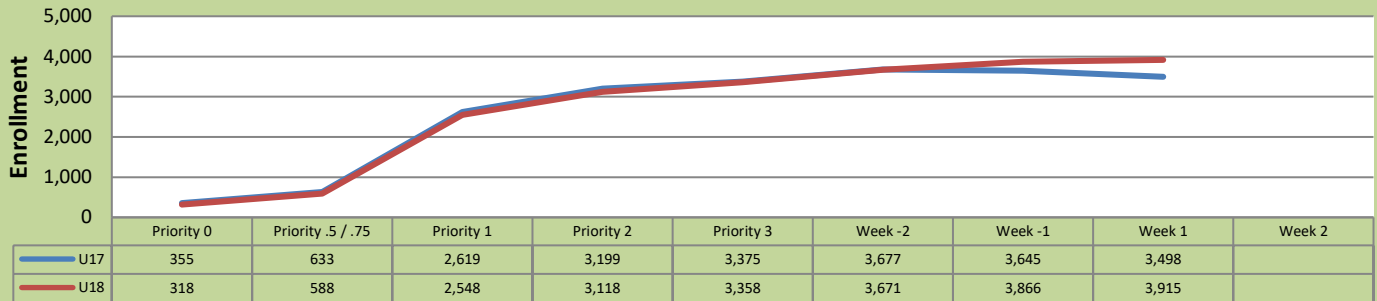


Summer 18 Weekly Enrollment Report

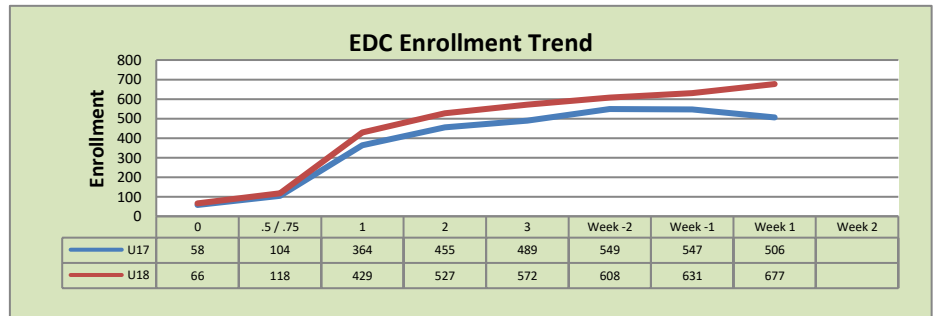
June 11, 2018: Week 1

Total Enrollment U17 and U18 % Change U17 - U18 = 11.9%

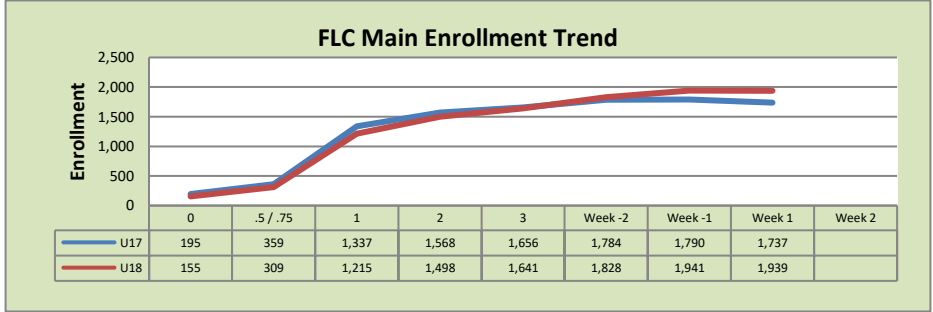


Enrollment by Site

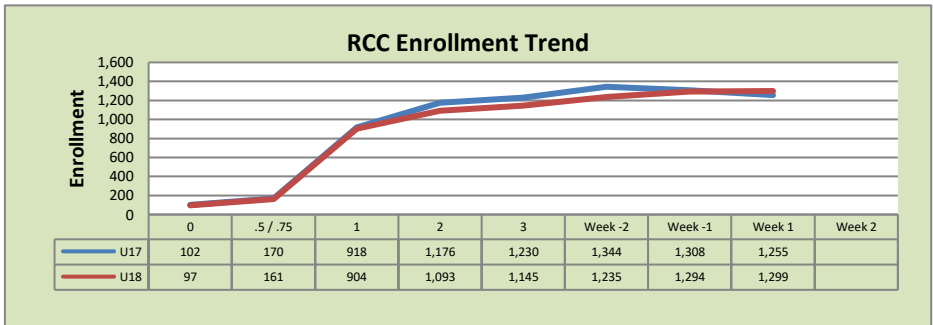
El Dorado Center			
	U17	U18	% Change
Undup Hdcnt	374	464	24%
Total Sections	19	23	21%
FTE	4.683	5.409	16%
Fill Rate ¹	80%	83%	3%
Productivity	428.40	458.43	7%
FTEs	65	80	23%



FLC Main			
	U17	U18	% Change
Undup Hdcnt	1,328	1,508	14%
Total Sections	98	101	3%
FTE	13.440	14.400	7%
Fill Rate	79%	81%	2%
Productivity	457.26	491.08	7%
FTEs	199	229	15%



Rancho Cordova Center			
	U17	U18	% Change
Undup Hdcnt	1,124	1,168	4%
Total Sections	42	38	-10%
FTE ₂	9.133	8.267	-9%
Fill Rate	83%	92%	9%
Productivity	456.7	516.52	13%
FTEs	135	138	2%



FLC Enrollment Totals

	U17	U18	% Change
Unduplicated Headcount	2,826	3,140	11%
Total Sections ¹	159	162	2%
FTE ¹	27.257	28.075	3%
Fill Rate	80%	84%	4%
Productivity (WSCH/FTE)	452.11	492.28	9%
FTEs ((WSCH*17)/525)	399	448	12%

Notes:

¹ Fill Rate does not include Work Experience (498/198) or Independent Study (495) sections.

Enrollment started April 23, 2018. Semester starts June 11, 2018.