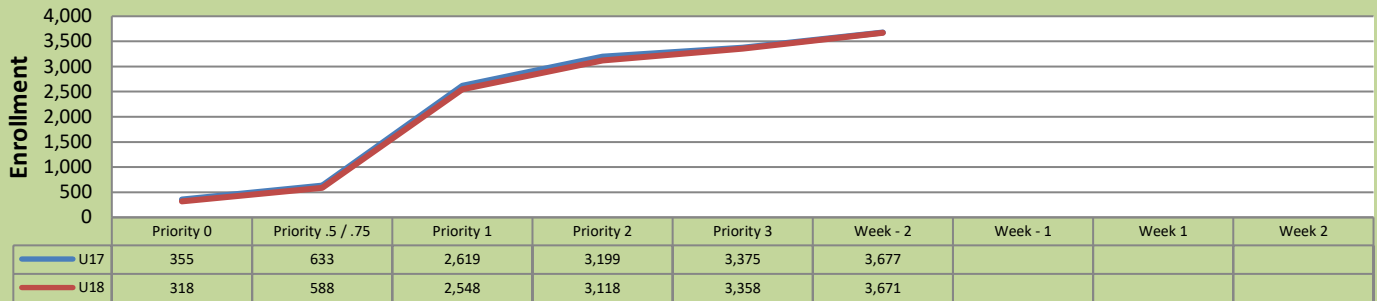


Summer 18 Weekly Enrollment Report

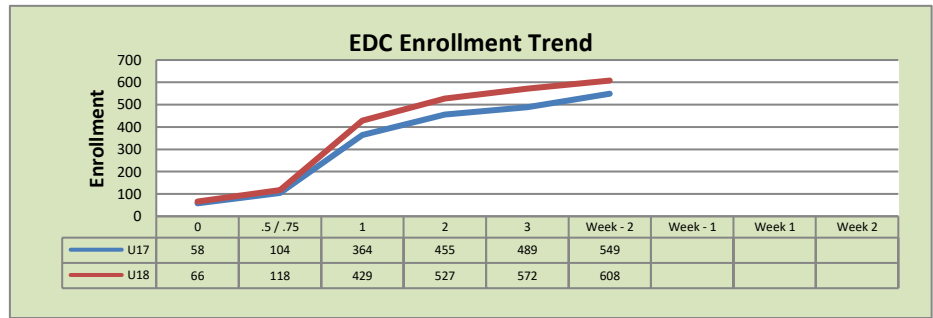
May 29, 2018: Week -2

Total Enrollment U17 and U18 % Change U17 - U18 = -0.2%

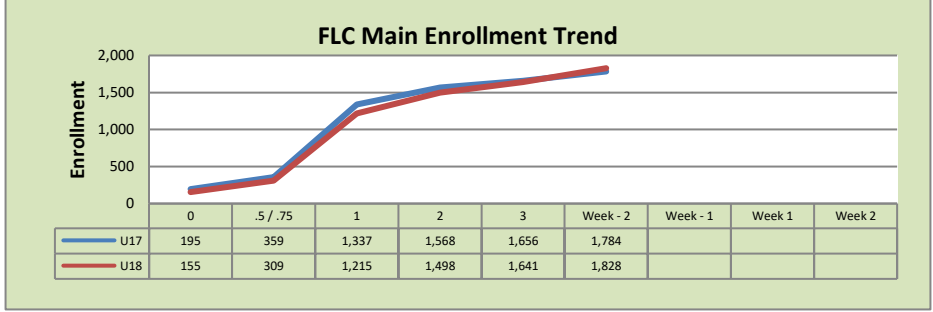


Enrollment by Site

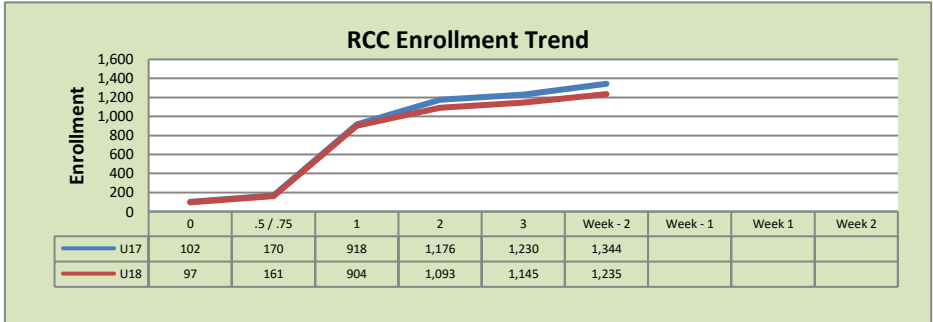
El Dorado Center			
	U17	U18	% Change
Undup Hdcnt	384	414	8%
Total Sections	20	22	10%
FTE	4.883	5.209	7%
Fill Rate ¹	81%	86%	5%
Productivity	441.02	439.93	0%
FTEs	70	74	6%



FLC Main			
	U17	U18	% Change
Undup Hdcnt	1,331	1,404	5%
Total Sections	97	103	6%
FTE	13.240	14.800	12%
Fill Rate	80%	77%	-3%
Productivity	471.54	451.71	-4%
FTEs	202	216	7%



Rancho Cordova Center			
	U17	U18	% Change
Undup Hdcnt	1,193	1,101	-8%
Total Sections	44	40	-9%
FTE ₂	9.667	8.667	-10%
Fill Rate	84%	86%	2%
Productivity	461.05	464.86	1%
FTEs	144	130	-10%



FLC Enrollment Totals

	U17	U18	% Change
Unduplicated Headcount	2,908	2,919	0%
Total Sections ¹	161	165	2%
FTE ¹	27.790	28.675	3%
Fill Rate	82%	82%	0%
Productivity (WSCH/FTE)	462.53	453.54	-2%
FTEs ((WSCH*17)/525)	416	421	1%

Notes:

¹ Fill Rate does not include Work Experience (498/198) or Independent Study (495) sections.

Enrollment started April 23, 2018. Semester starts June 11, 2018.