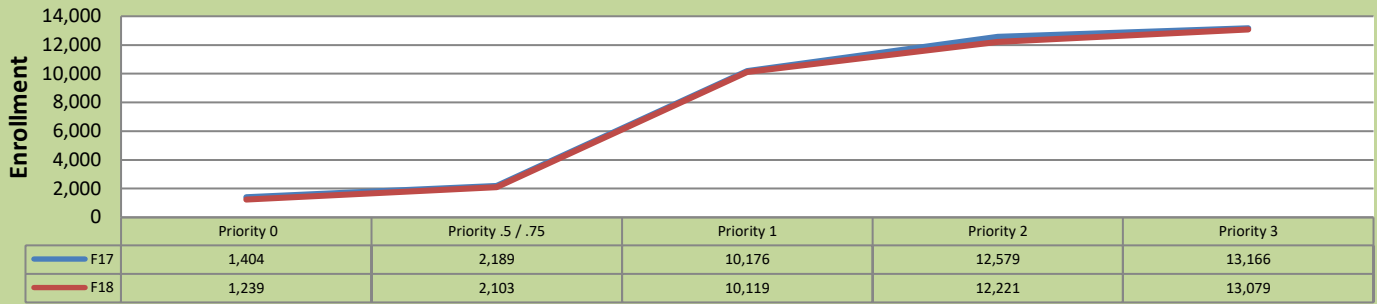


## Fall 18 Enrollment Report by Registration Priority Time Period

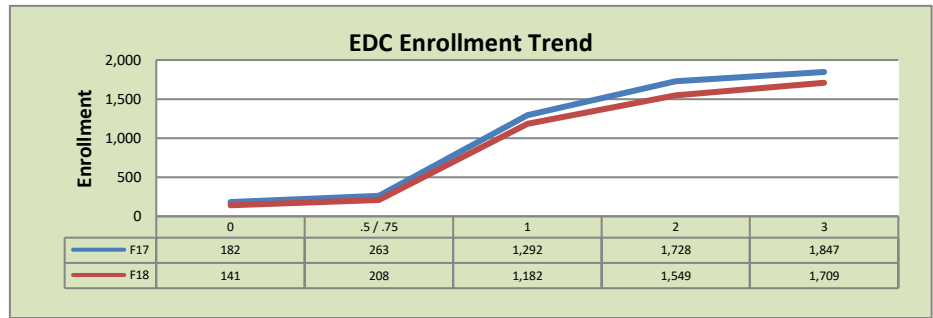
May 21, 2018: End of Priority 3

### Total Enrollment F17 and F18 % Change F17 - F18 = -0.7%

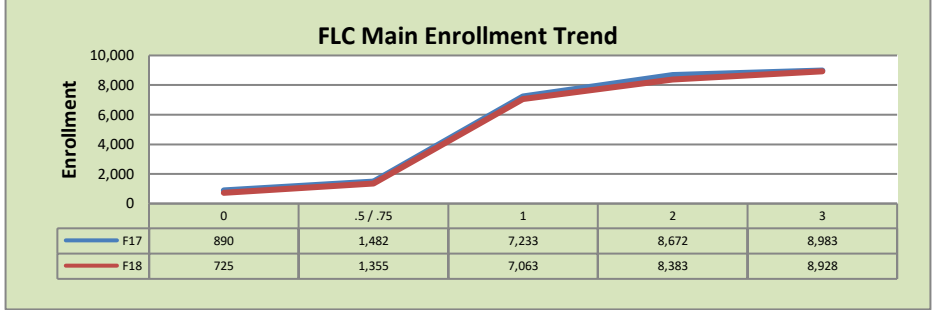


### Enrollment by Site

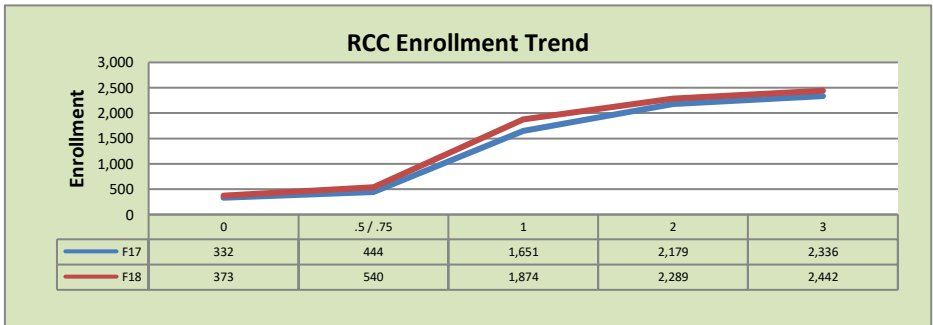
El Dorado Center			
	F17	F18	% Change
Undup Hdcnt	488	457	-6%
Total Sections	182	156	-14%
FTE	36.756	33.644	-8%
Fill Rate <sup>1</sup>	37%	37%	0%
Productivity	233.67	233.81	0%
FTEs	278	255	-8%



FLC Main			
	F17	F18	% Change
Undup Hdcnt	3,239	2,993	-8%
Total Sections	511	570	12%
FTE	106.321	116.72	10%
Fill Rate	56%	50%	-6%
Productivity	366.98	324.25	-12%
FTEs	1,263	1,225	-3%



Rancho Cordova Center			
	F17	F18	% Change
Undup Hdcnt	1,438	1,507	5%
Total Sections	167	170	2%
FTE <sub>2</sub>	31.612	31.843	1%
Fill Rate	44%	47%	3%
Productivity	269.04	286.97	7%
FTEs	276	296	7%



### FLC Enrollment Totals

	F17	F18	% Change
Unduplicated Headcount	5,165	4,957	-4%
Total Sections <sup>1</sup>	860	896	4%
FTE <sup>1</sup>	174.688	182.207	4%
Fill Rate	50%	47%	-3%
Productivity (WSCH/FTE)	321.21	301.03	-6%
FTEs ((WSCH*17)/525)	1,817	1,776	-2%

#### Notes:

<sup>1</sup> Fill Rate does not include Work Experience (498/198) or Independent Study (495) sections.

Enrollment started April 23, 2018. Semester starts August 25, 2018.