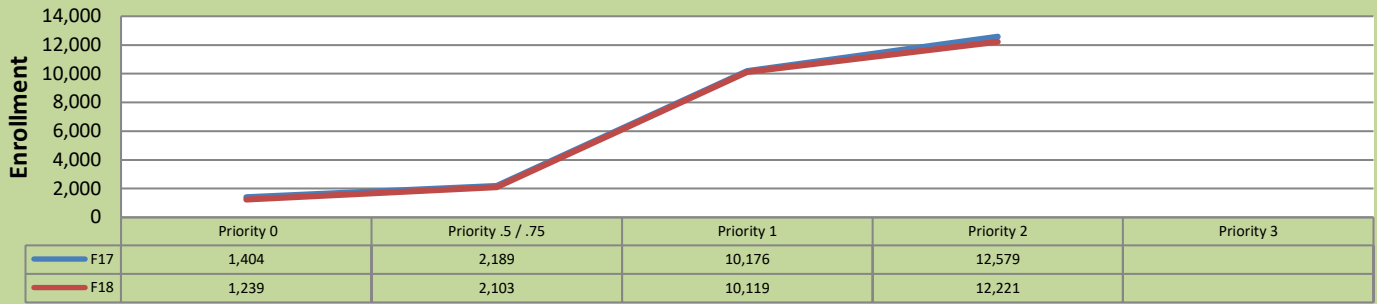


Fall 18 Enrollment Report by Registration Priority Time Period

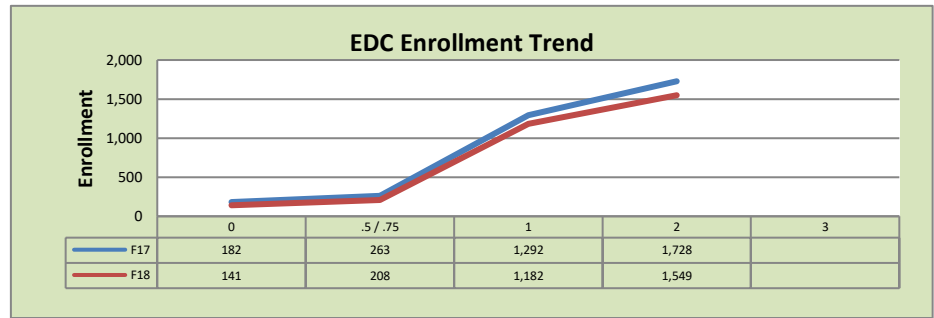
May 17, 2018: End of Priority 2

Total Enrollment F17 and F18 % Change F17 - F18 = -2.8%

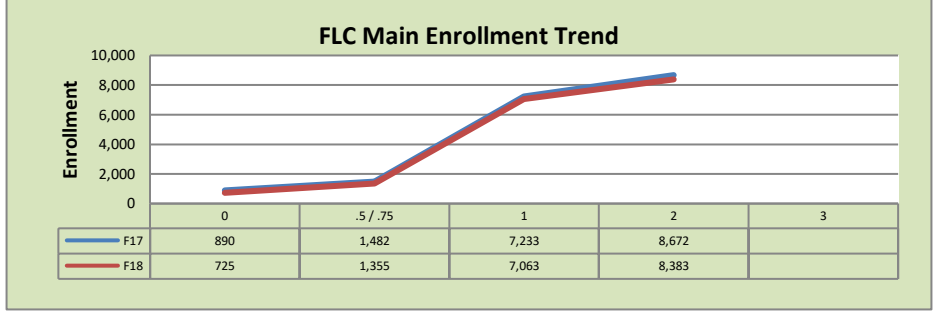


Enrollment by Site

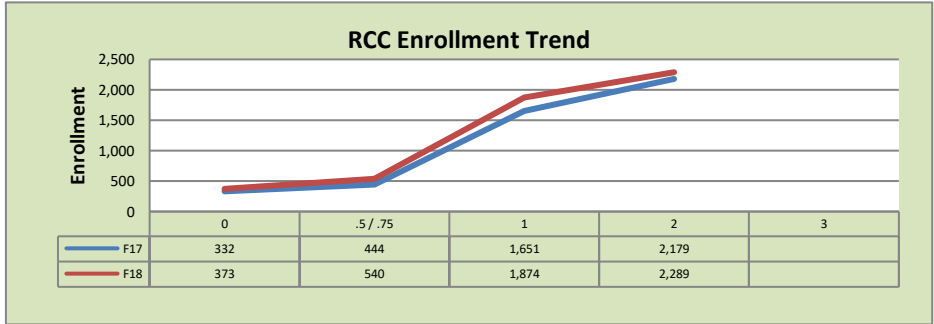
El Dorado Center			
	F17	F18	% Change
Undup Hdcnt	438	400	-9%
Total Sections	182	156	-14%
FTE	36.756	33.644	-8%
Fill Rate ¹	33%	34%	1%
Productivity	217.99	213.42	-2%
FTEs	259	233	-10%



FLC Main			
	F17	F18	% Change
Undup Hdcnt	3,102	2,745	-12%
Total Sections	511	573	12%
FTE	106.321	117.187	10%
Fill Rate	54%	47%	-7%
Productivity	356.11	305.31	-14%
FTEs	1,226	1,159	-5%



Rancho Cordova Center			
	F17	F18	% Change
Undup Hdcnt	1,354	1,416	5%
Total Sections	167	170	2%
FTE ₂	31.612	31.843	1%
Fill Rate	40%	44%	4%
Productivity	250.96	269.64	7%
FTEs	257	278	8%



FLC Enrollment Totals

	F17	F18	% Change
Unduplicated Headcount	4,894	4,561	-7%
Total Sections ¹	860	899	5%
FTE ¹	174.688	182.674	5%
Fill Rate	47%	44%	-3%
Productivity (WSCH/FTE)	308.02	282.17	-8%
FTEs ((WSCH*17)/525)	1,742	1,669	-4%

Notes:

¹ Fill Rate does not include Work Experience (498/198) or Independent Study (495) sections.

Enrollment started April 23, 2018. Semester starts August 25, 2018.