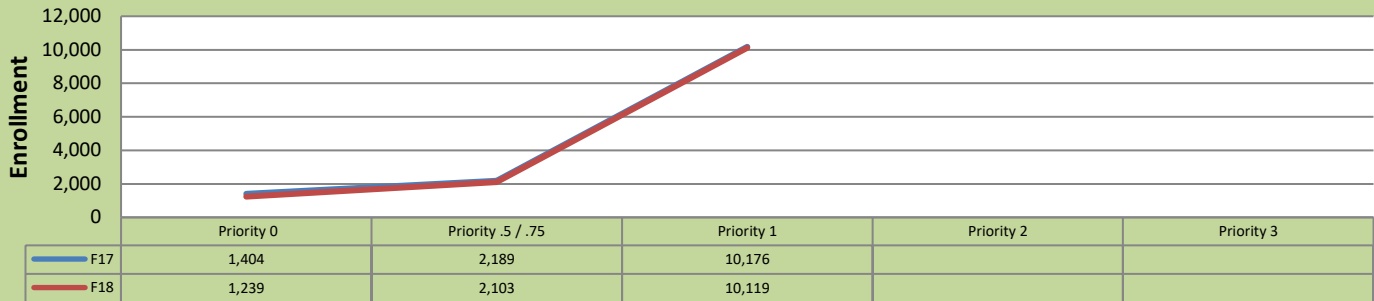


## Fall 18 Enrollment Report by Registration Priority Time Period

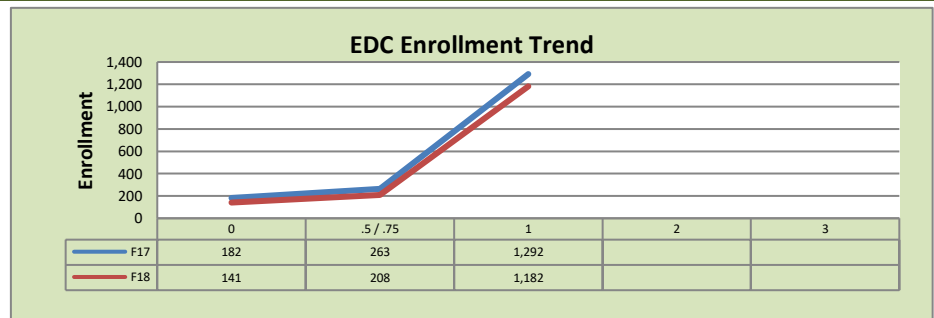
May 14, 2018: End of Priority 1

### Total Enrollment F17 and F18 % Change F17 - F18 = -0.6%

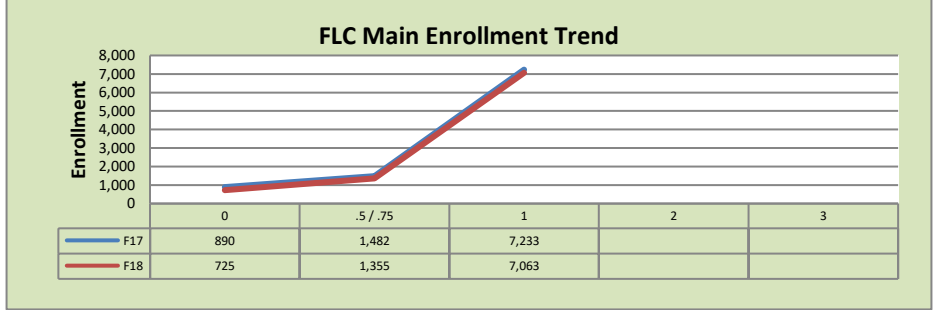


### Enrollment by Site

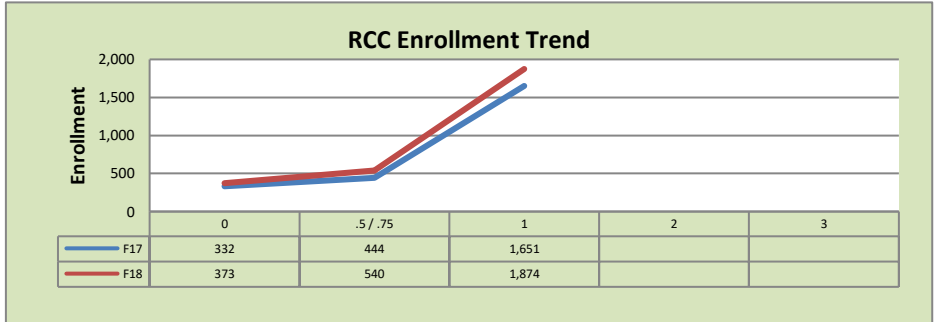
El Dorado Center			
	F17	F18	% Change
Undup Hdcnt	291	295	1%
Total Sections	181	155	-14%
FTE	36.556	33.444	-9%
Fill Rate <sup>1</sup>	22%	27%	5%
Productivity	163.85	163.77	0%
FTEs	194	177	-9%



FLC Main			
	F17	F18	% Change
Undup Hdcnt	2,528	2,287	-10%
Total Sections	510	570	12%
FTE	106.321	116.653	10%
Fill Rate	42%	40%	-2%
Productivity	302.14	263.96	-13%
FTEs	1,040	997	-4%



Rancho Cordova Center			
	F17	F18	% Change
Undup Hdcnt	1,043	1,171	12%
Total Sections	167	170	2%
FTE <sub>2</sub>	31.612	31.843	1%
Fill Rate	27%	36%	9%
Productivity	187.32	218.69	17%
FTEs	192	225	17%



### FLC Enrollment Totals

	F17	F18	% Change
Unduplicated Headcount	3,862	3,753	-3%
Total Sections <sup>1</sup>	858	895	4%
FTE <sup>1</sup>	174.488	181.94	4%
Fill Rate	35%	37%	2%
Productivity (WSCH/FTE)	252.37	237.62	-6%
FTEs ((WSCH*17)/525)	1,426	1,400	-2%

#### Notes:

<sup>1</sup> Fill Rate does not include Work Experience (498/198) or Independent Study (495) sections.

Enrollment started April 23, 2018. Semester starts August 25, 2018.