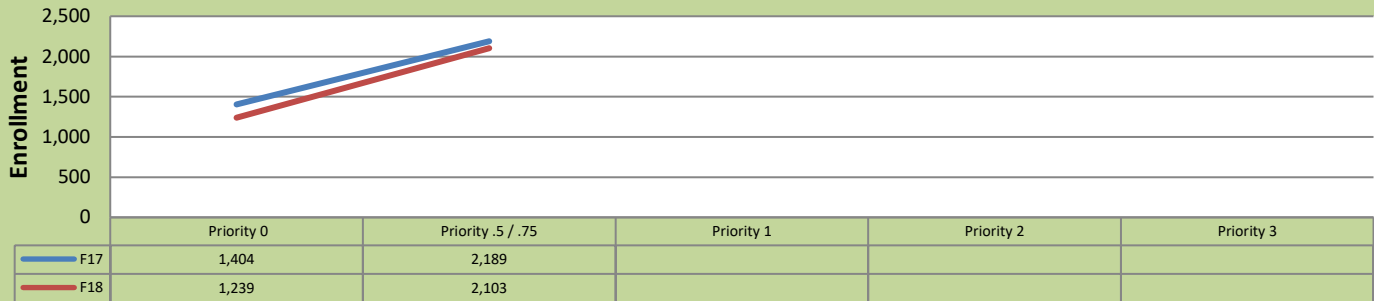


## Fall 18 Enrollment Report by Registration Priority Time Period

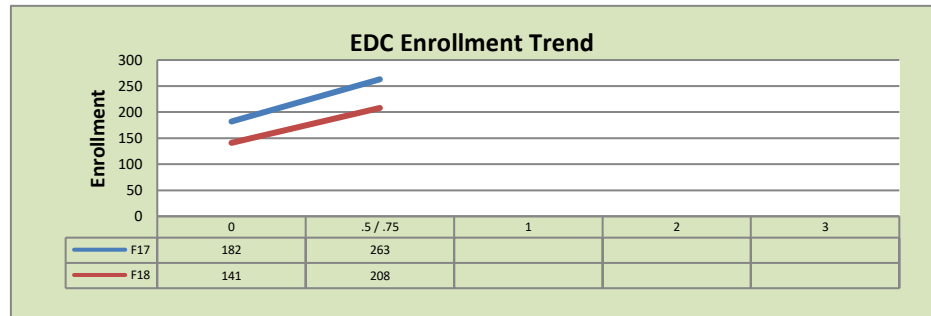
April 30, 2018: End of Priority 0.5 & .75

### Total Enrollment F17 and F18 % Change F17 - F18 = -3.9%

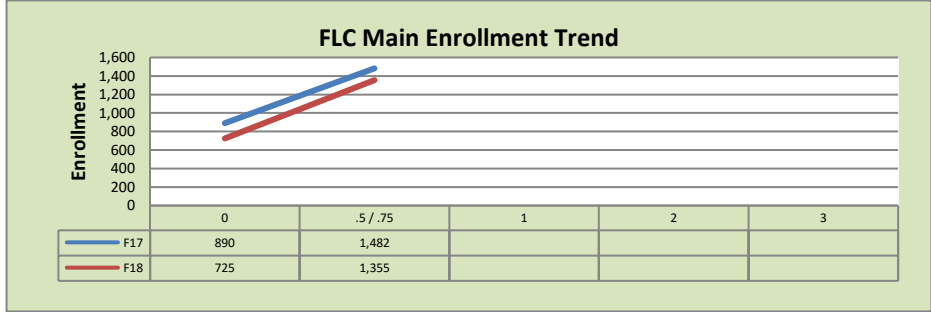


### Enrollment by Site

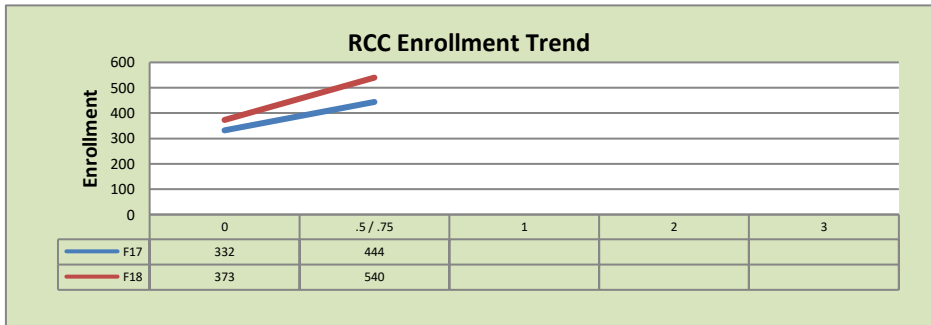
El Dorado Center			
	F17	F18	% Change
Undup Hdcnt	49	47	-4%
Total Sections	181	163	-10%
FTE	36.924	35.444	-4%
Fill Rate <sup>1</sup>	5%	4%	1%
Productivity	33.57	27.25	-19%
FTEs	40	31	-22%



FLC Main			
	F17	F18	% Change
Undup Hdcnt	475	396	-17%
Total Sections	510	567	11%
FTE	106.233	114.936	8%
Fill Rate	9%	7%	-2%
Productivity	62.59	52.6	-16%
FTEs	215	196	-9%



Rancho Cordova Center			
	F17	F18	% Change
Undup Hdcnt	211	296	40%
Total Sections	168	170	1%
FTE <sub>2</sub>	32.085	31.843	-1%
Fill Rate	8%	10%	2%
Productivity	53.27	71.94	35%
FTEs	55	74	35%



### FLC Enrollment Totals

	F17	F18	% Change
Unduplicated Headcount	735	739	1%
Total Sections <sup>1</sup>	859	900	5%
FTE <sup>1</sup>	175.242	182.224	4%
Fill Rate	8%	7%	-1%
Productivity (WSCH/FTE)	54.77	51.05	-7%
FTEs ((WSCH*17)/525)	310	301	-3%

#### Notes:

<sup>1</sup> Fill Rate does not include Work Experience (498/198) or Independent Study (495) sections.

Enrollment started April 23, 2018. Semester starts August 25, 2018.