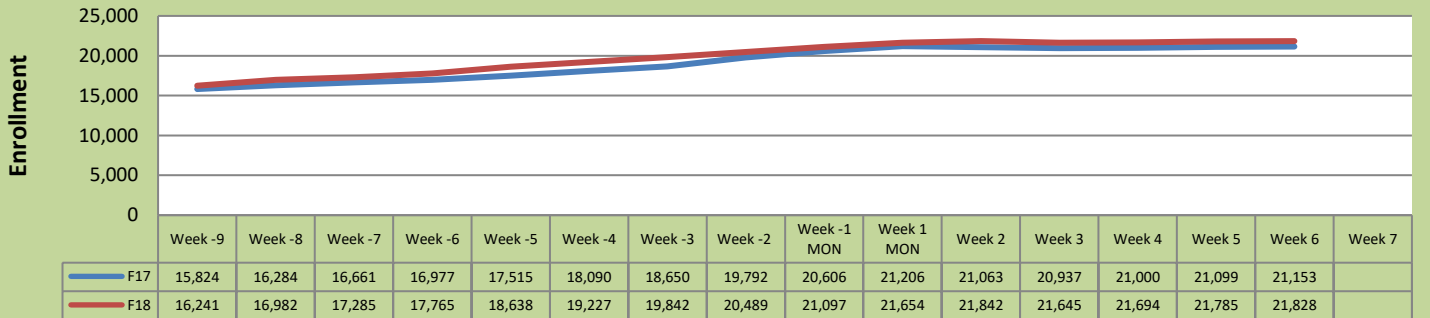


Fall 18 Weekly Enrollment Report

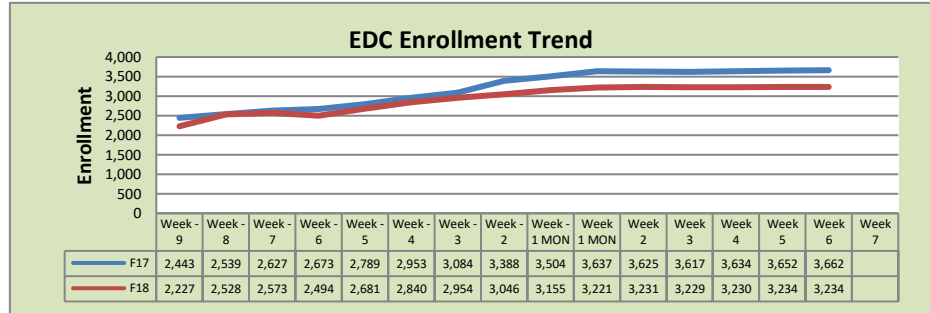
October 1, 2018: Week 6

Total Enrollment F17 and F18 % Change F17 - F18 = 3.2%

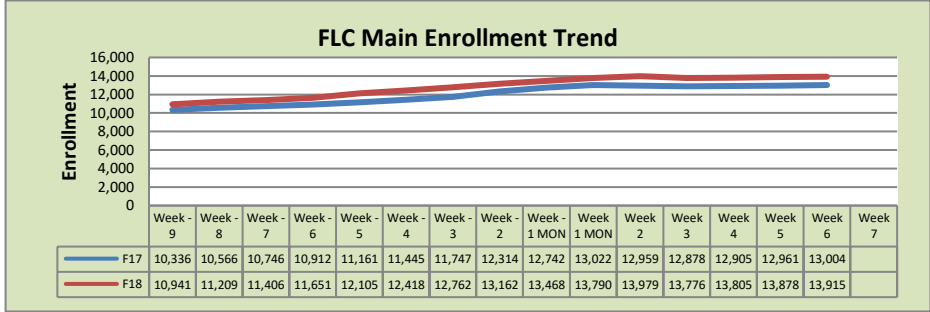


Enrollment by Site

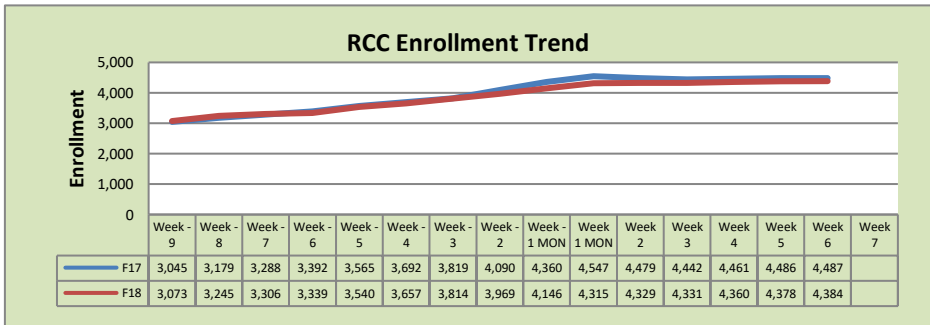
El Dorado Center			
	F17	F18	% Change
Undup Hdcnt	1,165	978	-16%
Total Sections	171	130	-24%
FTE	34.486	29.324	-15%
Fill Rate ₁	73%	77%	4%
Productivity	454.11	477.15	5%
FTEs	507	453	-11%



FLC Main			
	F17	F18	% Change
Undup Hdcnt	4,905	4,894	0%
Total Sections	505	542	7%
FTE	107.881	109.512	2%
Fill Rate	78%	80%	2%
Productivity	501.82	511.28	2%
FTEs	1,753	1,813	3%



Rancho Cordova Center			
	F17	F18	% Change
Undup Hdcnt	2,824	2,687	-5%
Total Sections	169	161	-5%
FTE ₂	32.153	29.976	-7%
Fill Rate	81%	86%	5%
Productivity	489.47	554.01	13%
FTEs	510	538	5%



FLC Enrollment Totals

	F17	F18	% Change
Unduplicated Headcount	8,894	8,792	-1%
Total Sections ¹	845	845	0%
FTE ¹	174.520	171.312	-2%
Fill Rate	77%	80%	3%
Productivity (WSCH/FTE)	490.12	511.48	4%
FTEs ((WSCH*17)/525)	2,770	2,837	2%

Notes:

¹ Fill Rate does not include Work Experience (498/198) or Independent Study (495) sections.

Enrollment started April 23, 2018. Semester starts August 25, 2018.