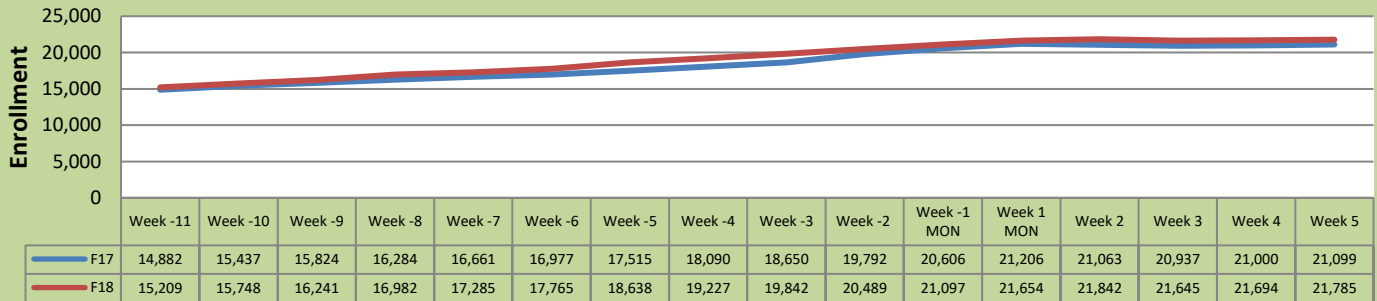


Fall 18 Weekly Enrollment Report

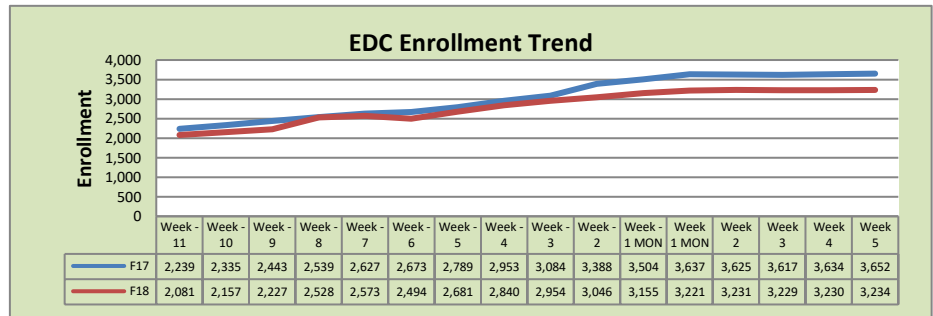
September 24, 2018: Week 5

Total Enrollment F17 and F18 % Change F17 - F18 = 3.3%

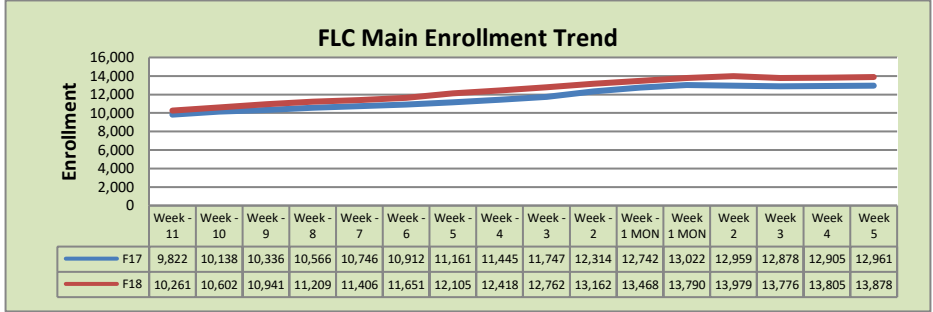


Enrollment by Site

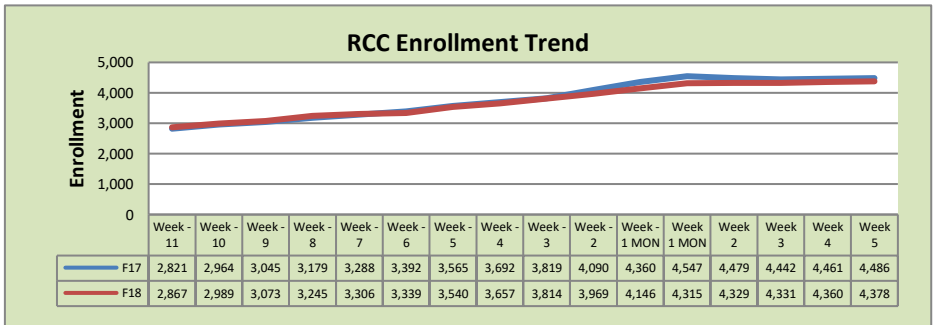
El Dorado Center			
	F17	F18	% Change
Undup Hdcnt	1,163	980	-16%
Total Sections	171	130	-24%
FTE	34.486	29.324	-15%
Fill Rate ₁	73%	77%	4%
Productivity	453.35	477.12	5%
FTEs	506	453	-10%



FLC Main			
	F17	F18	% Change
Undup Hdcnt	4,892	4,883	0%
Total Sections	503	542	8%
FTE	107.731	109.512	2%
Fill Rate	77%	80%	3%
Productivity	500.80	510.30	2%
FTEs	1,747	1,810	4%



Rancho Cordova Center			
	F17	F18	% Change
Undup Hdcnt	2,825	2,687	-5%
Total Sections	169	161	-5%
FTE ₂	32.153	29.976	-7%
Fill Rate	81%	86%	5%
Productivity	489.44	553.72	13%
FTEs	510	537	5%



FLC Enrollment Totals

	F17	F18	% Change
Unduplicated Headcount	8,880	8,783	-1%
Total Sections ¹	843	844	0%
FTE ¹	174.370	171.246	-2%
Fill Rate	77%	80%	3%
Productivity (WSCH/FTE)	489.32	510.97	4%
FTEs ((WSCH*17)/525)	2,763	2,833	3%

Notes:

¹ Fill Rate does not include Work Experience (498/198) or Independent Study (495) sections.

Enrollment started April 23, 2018. Semester starts August 25, 2018.