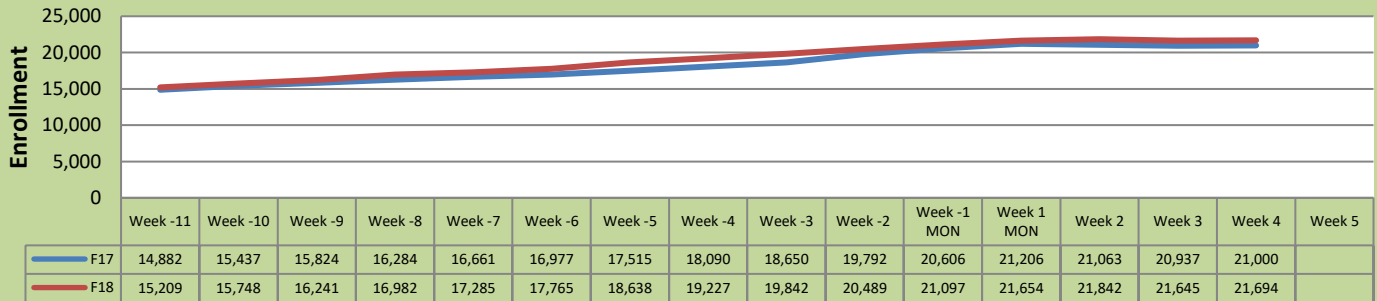


Fall 18 Weekly Enrollment Report

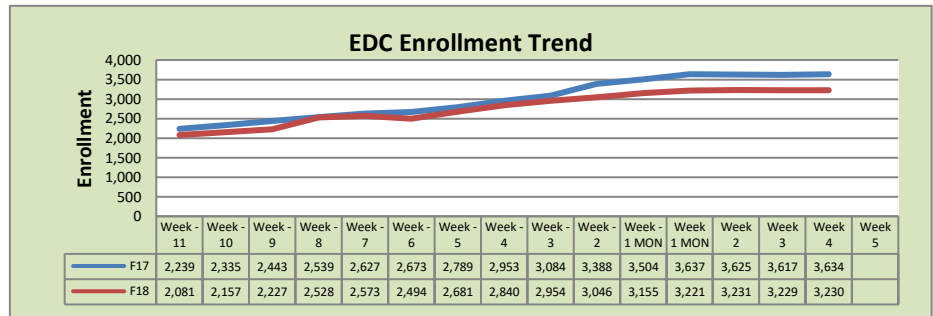
September 17, 2018: Week 4

Total Enrollment F17 and F18 % Change F17 - F18 = 3.3%

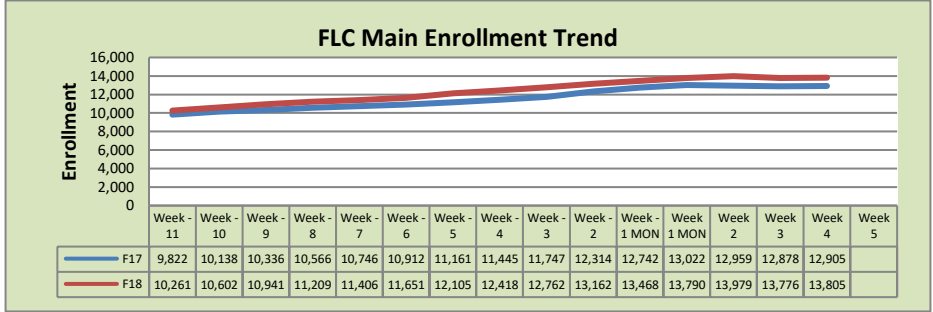


Enrollment by Site

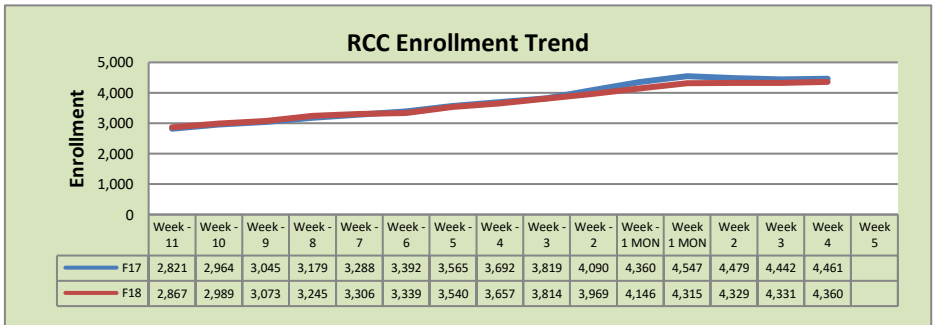
El Dorado Center			
	F17	F18	% Change
Undup Hdcnt	1,158	982	-15%
Total Sections	171	130	-24%
FTE	34.486	28.961	-16%
Fill Rate ₁	73%	77%	4%
Productivity	451.63	482.89	7%
FTEs	504	453	-10%



FLC Main			
	F17	F18	% Change
Undup Hdcnt	4,879	4,858	0%
Total Sections	503	542	8%
FTE	107.731	109.512	2%
Fill Rate	77%	79%	2%
Productivity	499.10	507.64	2%
FTEs	1,741	1,800	3%



Rancho Cordova Center			
	F17	F18	% Change
Undup Hdcnt	2,811	2,681	-5%
Total Sections	169	161	-5%
FTE ₂	32.153	29.976	-7%
Fill Rate	80%	86%	6%
Productivity	486.92	551.21	13%
FTEs	507	535	6%



FLC Enrollment Totals

	F17	F18	% Change
Unduplicated Headcount	8,848	8,753	-1%
Total Sections ¹	843	844	0%
FTE ¹	174.370	170.882	-2%
Fill Rate	77%	80%	3%
Productivity (WSCH/FTE)	487.46	509.95	5%
FTEs ((WSCH*17)/525)	2,752	2,822	3%

Notes:

¹ Fill Rate does not include Work Experience (498/198) or Independent Study (495) sections.

Enrollment started April 23, 2018. Semester starts August 25, 2018.