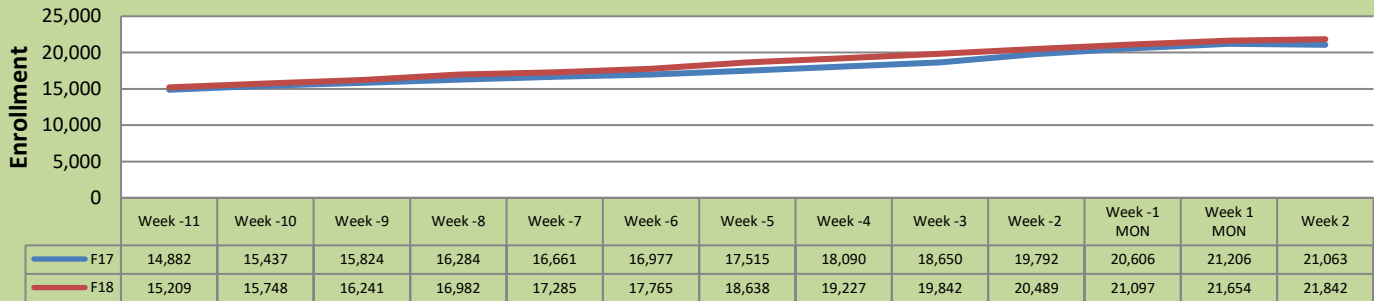


Fall 18 Weekly Enrollment Report

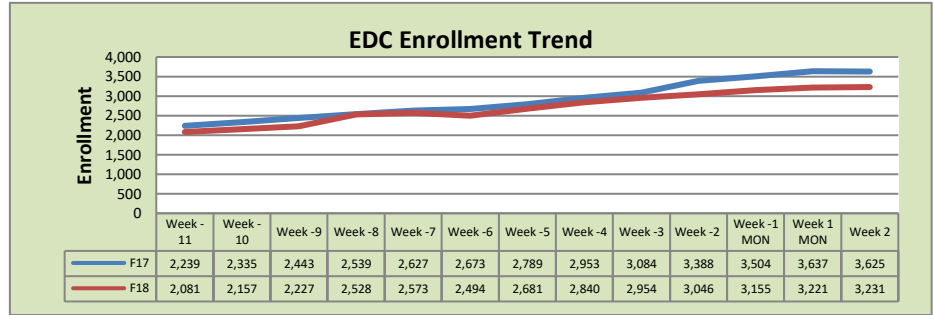
September 4, 2018: Week 2

Total Enrollment F17 and F18 % Change F17 - F18 = 3.7%

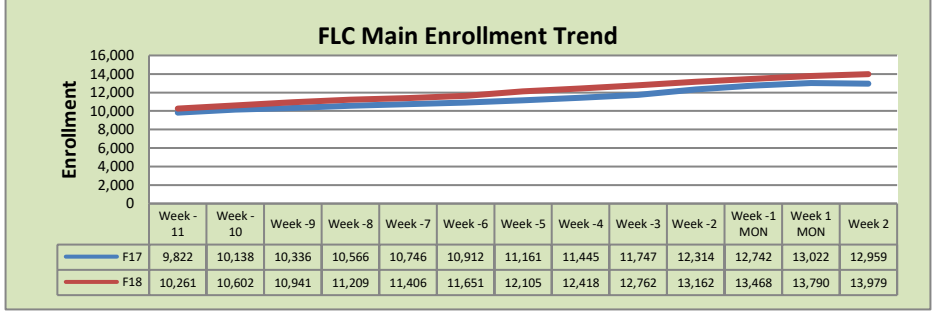


Enrollment by Site

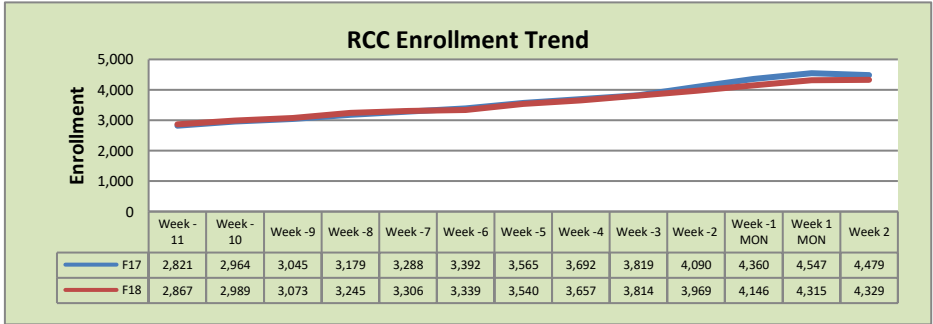
El Dorado Center			
	F17	F18	% Change
Undup Hdcnt	1,125	964	-14%
Total Sections	169	130	-23%
FTE	34.136	28.961	-15%
Fill Rate ¹	74%	77%	3%
Productivity	452.47	481.32	6%
FTEs	500	451	-10%



FLC Main			
	F17	F18	% Change
Undup Hdcnt	4,936	4,921	0%
Total Sections	504	543	8%
FTE	107.700	109.679	2%
Fill Rate	77%	80%	3%
Productivity	502.94	514.49	2%
FTEs	1,754	1,827	4%



Rancho Cordova Center			
	F17	F18	% Change
Undup Hdcnt	2,833	2,670	-6%
Total Sections	169	161	-5%
FTE ₂	32.153	29.976	-7%
Fill Rate	81%	86%	5%
Productivity	495.20	543.46	10%
FTEs	516	528	2%



FLC Enrollment Totals

	F17	F18	% Change
Unduplicated Headcount	8,894	8,794	-1%
Total Sections ¹	842	845	0%
FTE ¹	173.989	171.049	-2%
Fill Rate	77%	80%	3%
Productivity (WSCH/FTE)	491.61	512.82	4%
FTEs ((WSCH*17)/525)	2,770	2,840	3%

Notes:

¹ Fill Rate does not include Work Experience (498/198) or Independent Study (495) sections.

Enrollment started April 23, 2018. Semester starts August 25, 2018.