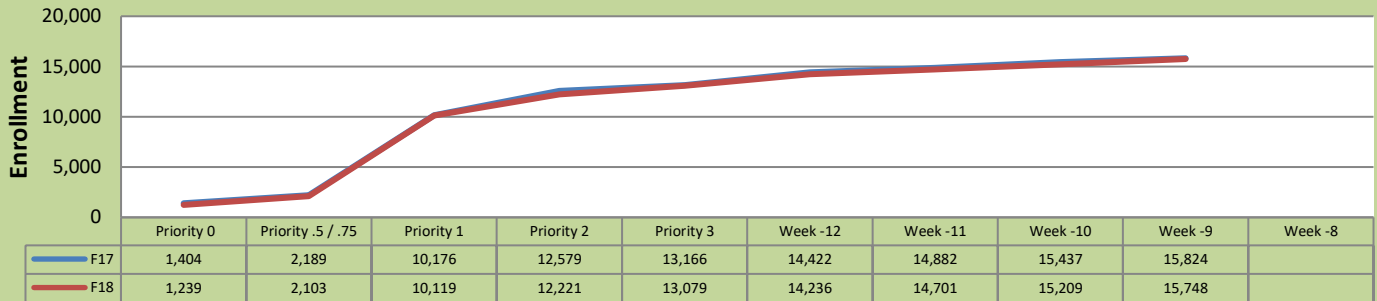


Fall 18 Weekly Enrollment Report

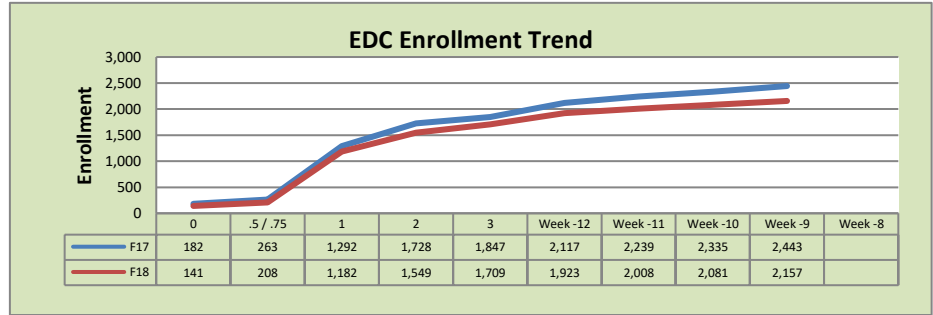
June 18, 2018: Week -9

Total Enrollment F17 and F18 % Change F17 - F18 = -0.5%

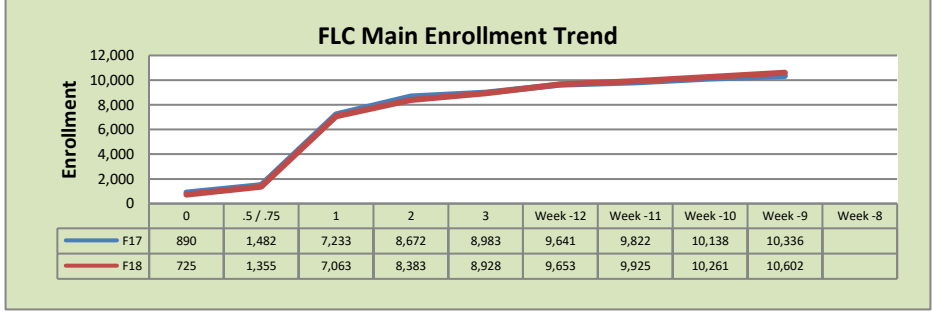


Enrollment by Site

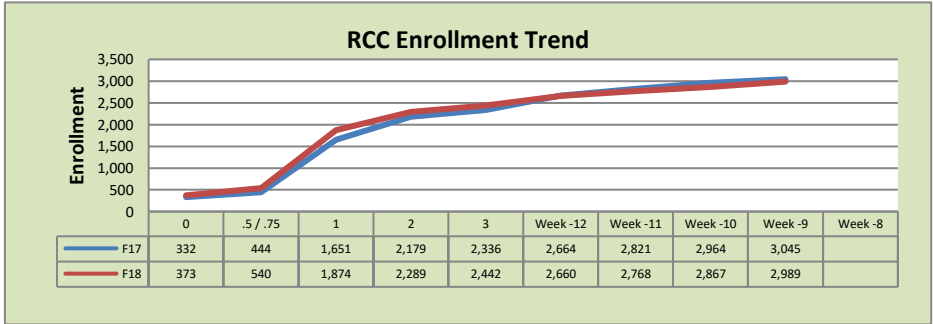
El Dorado Center			
	F17	F18	% Change
Undup Hdcnt	667	601	-10%
Total Sections	180	154	-14%
FTE	36.09	33.394	-7%
Fill Rate ¹	48%	48%	0%
Productivity	307.9	295.43	-4%
FTEs	360	319	-11%



FLC Main			
	F17	F18	% Change
Undup Hdcnt	3,828	3,631	-5%
Total Sections	514	567	10%
FTE	107.004	116.549	9%
Fill Rate	63%	58%	-5%
Productivity	413.09	377.70	-9%
FTEs	1,431	1,425	0%



Rancho Cordova Center			
	F17	F18	% Change
Undup Hdcnt	1,857	1,833	-1%
Total Sections	168	171	2%
FTE ₂	31.745	32.110	1%
Fill Rate	55%	58%	3%
Productivity	349.54	348.88	0%
FTEs	359	363	1%



FLC Enrollment Totals

	F17	F18	% Change
Unduplicated Headcount	6,352	6,065	-5%
Total Sections ¹	862	892	3%
FTE ¹	174.838	182.053	4%
Fill Rate	58%	56%	-2%
Productivity (WSCH/FTE)	379.84	357.53	-6%
FTEs ((WSCH*17)/525)	2,150	2,108	-2%

Notes:

¹ Fill Rate does not include Work Experience (498/198) or Independent Study (495) sections.

Enrollment started April 23, 2018. Semester starts August 25, 2018.