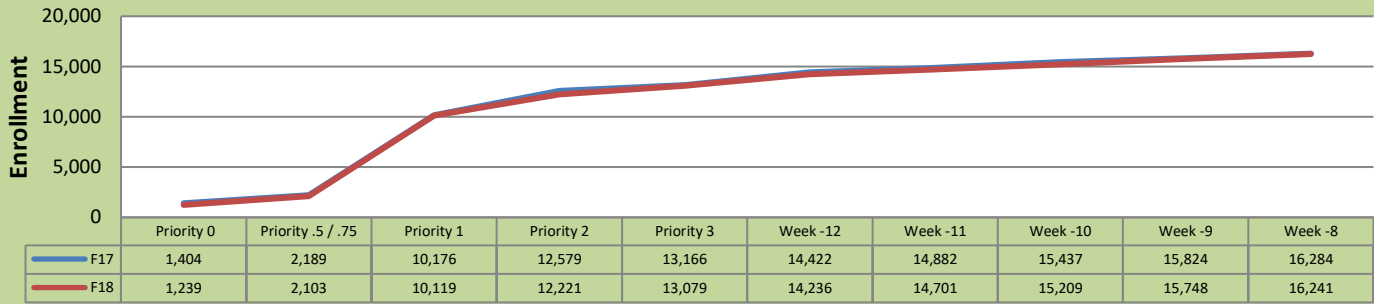


Fall 18 Weekly Enrollment Report

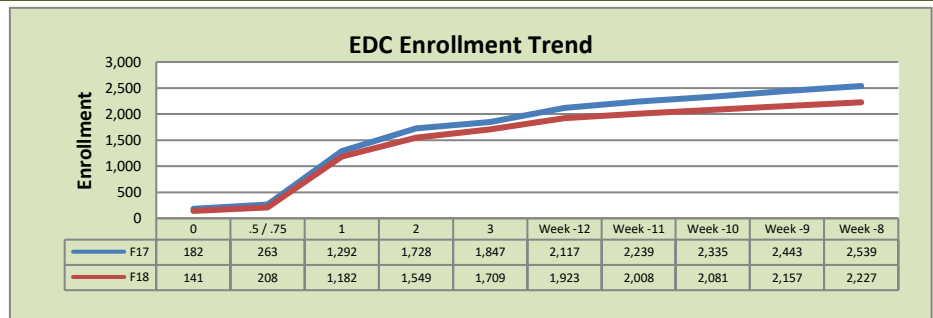
June 25, 2018: Week -8

Total Enrollment F17 and F18 % Change F17 - F18 = -0.3%

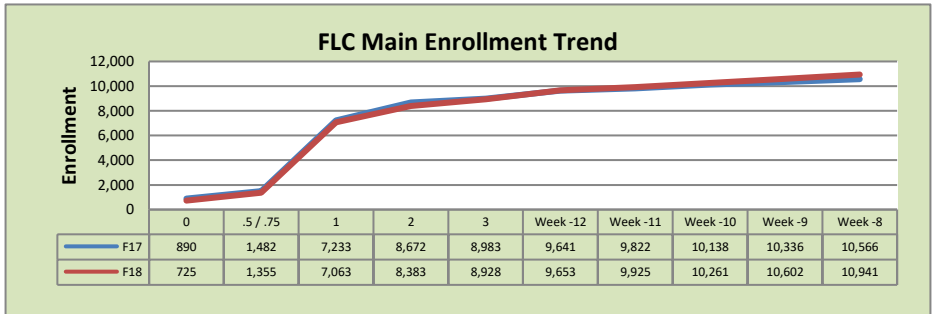


Enrollment by Site

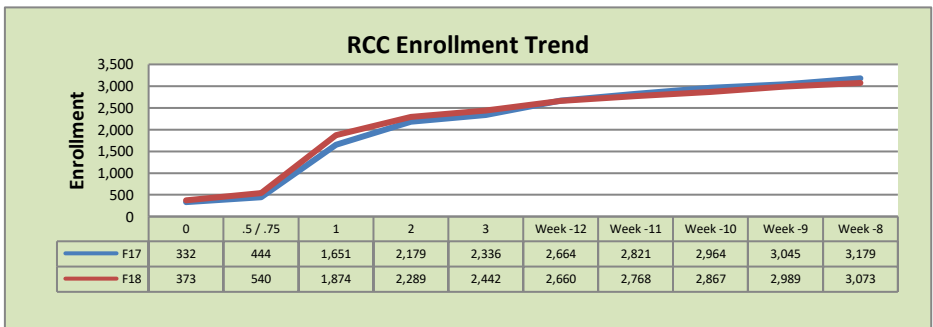
El Dorado Center			
	F17	F18	% Change
Undup Hdcnt	695	622	-11%
Total Sections	180	154	-14%
FTE	36.087	33.394	-7%
Fill Rate ¹	50%	49%	-1%
Productivity	319.35	304.42	-5%
FTEs	373	329	-12%



FLC Main			
	F17	F18	% Change
Undup Hdcnt	3,935	3,755	-5%
Total Sections	514	567	10%
FTE	107.004	116.549	9%
Fill Rate	65%	60%	-5%
Productivity	421.32	388.61	-8%
FTEs	1,460	1,467	0%



Rancho Cordova Center			
	F17	F18	% Change
Undup Hdcnt	1,946	1,882	-3%
Total Sections	168	172	2%
FTE ₂	31.745	32.310	2%
Fill Rate	57%	59%	2%
Productivity	365.02	357.79	-2%
FTEs	375	374	0%



FLC Enrollment Totals

	F17	F18	% Change
Unduplicated Headcount	6,576	6,259	-5%
Total Sections ¹	862	893	4%
FTE ¹	174.835	182.253	4%
Fill Rate	60%	58%	-2%
Productivity (WSCH/FTE)	390.05	367.72	-6%
FTEs ((WSCH*17)/525)	2,208	2,170	-2%

Notes:

¹ Fill Rate does not include Work Experience (498/198) or Independent Study (495) sections.

Enrollment started April 23, 2018. Semester starts August 25, 2018.