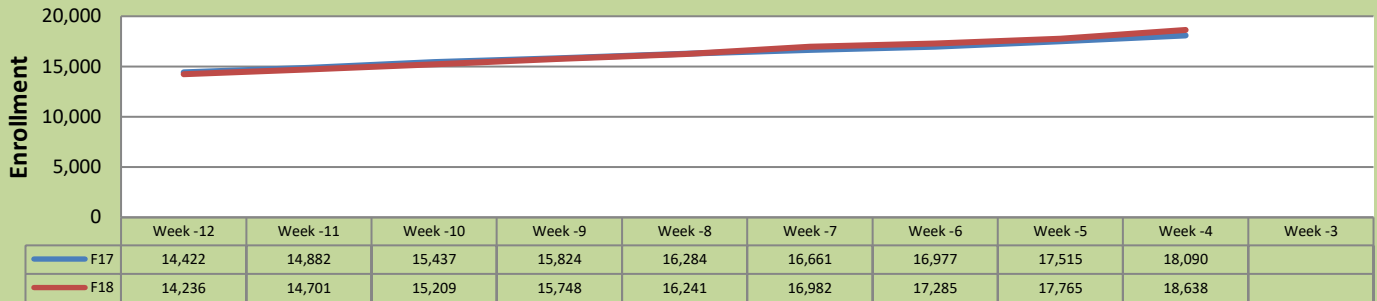


Fall 18 Weekly Enrollment Report

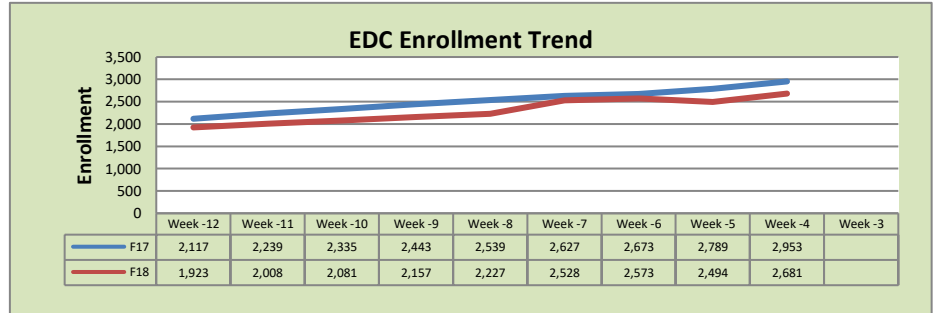
July 23, 2018: Week -4

Total Enrollment F17 and F18 % Change F17 - F18 = 3.0%

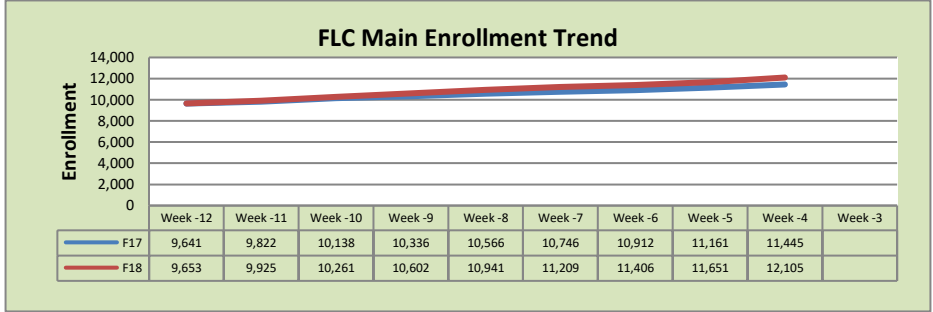


Enrollment by Site

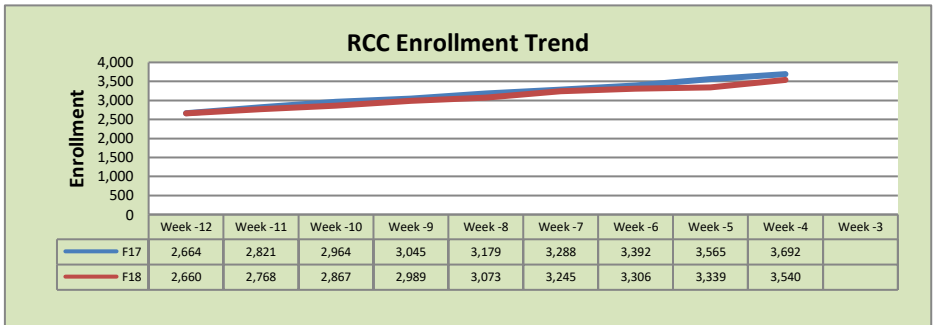
El Dorado Center			
	F17	F18	% Change
Undup Hdcnt	833	759	-9%
Total Sections	180	138	-23%
FTE	36.087	30.461	-16%
Fill Rate ¹	57%	63%	6%
Productivity	362.62	397.47	10%
FTEs	424	392	-8%



FLC Main			
	F17	F18	% Change
Undup Hdcnt	4,328	4,218	-3%
Total Sections	514	560	9%
FTE	107.004	111.399	4%
Fill Rate	69%	67%	2%
Productivity	451.07	442.55	-2%
FTEs	1,563	1,596	2%



Rancho Cordova Center			
	F17	F18	% Change
Undup Hdcnt	2,285	2,188	-4%
Total Sections	169	164	-3%
FTE ₂	31.945	30.576	-4%
Fill Rate	66%	71%	5%
Productivity	417.78	433.32	4%
FTEs	432	429	-1%



FLC Enrollment Totals

	F17	F18	% Change
Unduplicated Headcount	7,446	7,416	0%
Total Sections ¹	863	872	1%
FTE ¹	175.035	174.503	0%
Fill Rate	66%	67%	1%
Productivity (WSCH/FTE)	426.76	433.68	2%
FTEs ((WSCH*17)/525)	2,419	2,451	1%

Notes:

¹ Fill Rate does not include Work Experience (498/198) or Independent Study (495) sections.

Enrollment started April 23, 2018. Semester starts August 25, 2018.