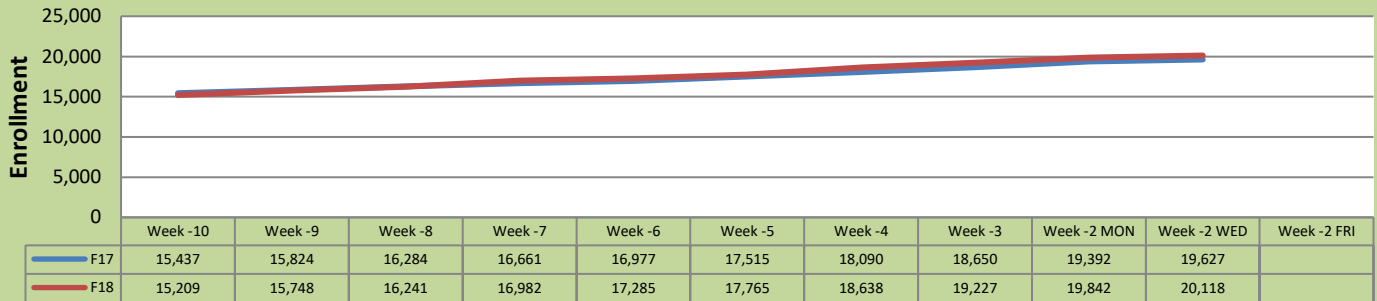


Fall 18 Weekly Enrollment Report

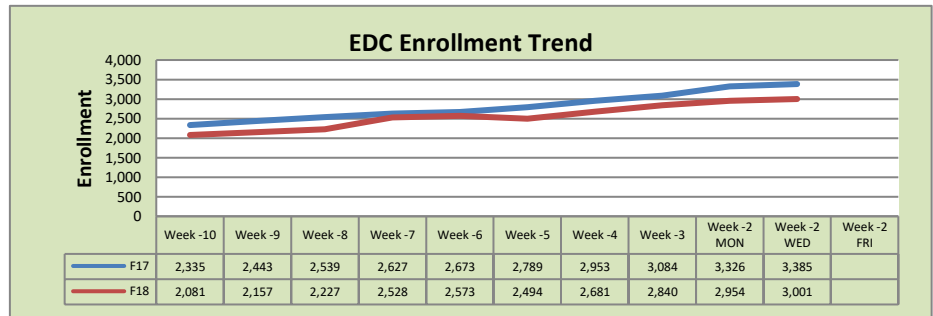
August 8, 2018: Week -2

Total Enrollment F17 and F18 % Change F17 - F18 = 2.5%

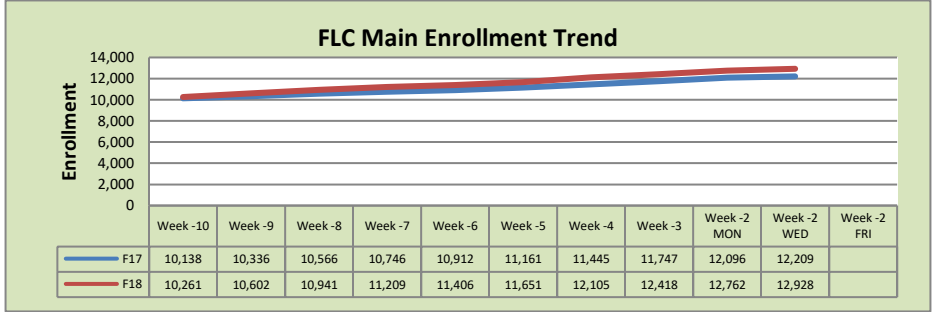


Enrollment by Site

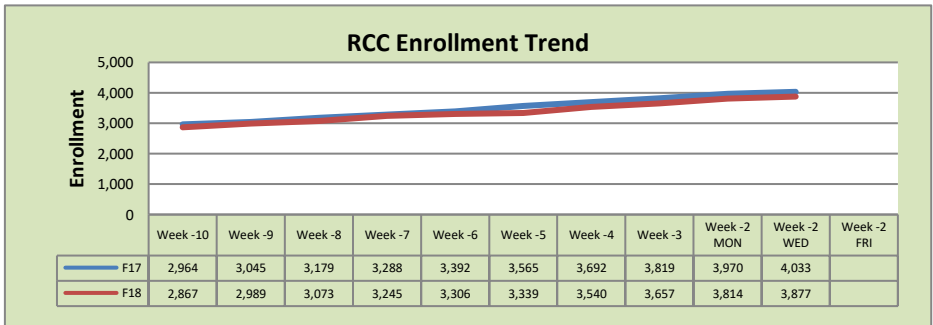
El Dorado Center			
	F17	F18	% Change
Undup Hdcnt	994	859	-14%
Total Sections	179	136	-24%
FTE	35.687	30.361	-15%
Fill Rate ¹	66%	70%	4%
Productivity	412.82	439.83	7%
FTEs	477	432	-9%



FLC Main			
	F17	F18	% Change
Undup Hdcnt	4,663	4,539	-3%
Total Sections	515	556	8%
FTE	108.396	111.841	3%
Fill Rate	72%	72%	0%
Productivity	471.26	467.28	-1%
FTEs	1,654	1,692	2%



Rancho Cordova Center			
	F17	F18	% Change
Undup Hdcnt	2,518	2,398	-5%
Total Sections	168	164	-2%
FTE ₂	31.837	30.509	-4%
Fill Rate	73%	77%	4%
Productivity	453.81	475.09	5%
FTEs	468	469	0%



FLC Enrollment Totals

	F17	F18	% Change
Unduplicated Headcount	8,175	8,034	-2%
Total Sections ¹	862	866	0%
FTE ¹	175.918	174.777	-1%
Fill Rate	71%	73%	2%
Productivity (WSCH/FTE)	456.25	464.2	2%
FTEs ((WSCH*17)/525)	2,599	2,627	1%

Notes:

¹ Fill Rate does not include Work Experience (498/198) or Independent Study (495) sections.

Enrollment started April 23, 2018. Semester starts August 25, 2018.