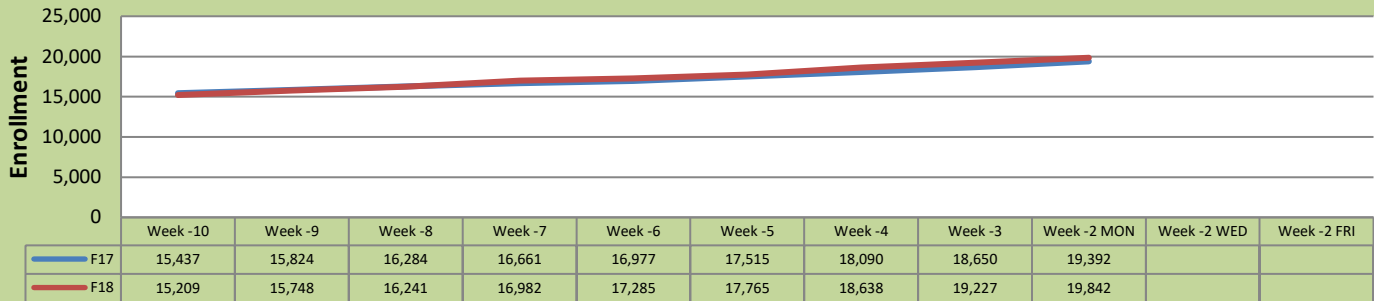


Fall 18 Weekly Enrollment Report

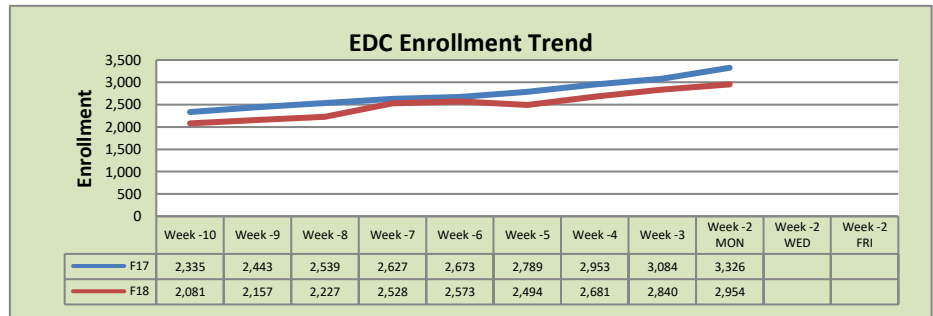
August 6, 2018: Week -2

Total Enrollment F17 and F18 % Change F17 - F18 = 2.3%

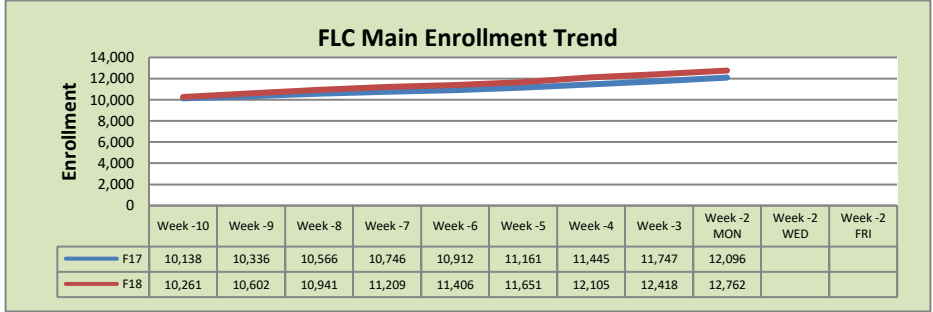


Enrollment by Site

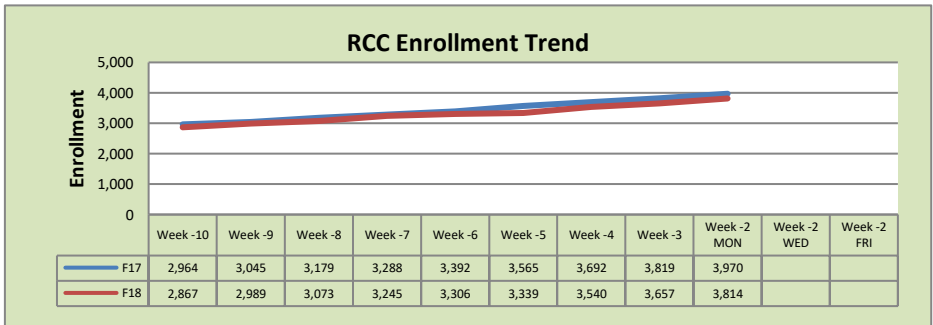
El Dorado Center			
	F17	F18	% Change
Undup Hdcnt	965	841	-13%
Total Sections	181	137	-24%
FTE	36.087	30.561	-15%
Fill Rate ¹	64%	68%	4%
Productivity	401.84	431.27	7%
FTEs	470	427	-9%



FLC Main			
	F17	F18	% Change
Undup Hdcnt	4,600	4,456	-3%
Total Sections	514	559	9%
FTE	107.104	112.124	5%
Fill Rate	72%	70%	-2%
Productivity	473.2	460.39	-3%
FTEs	1,641	1,672	2%



Rancho Cordova Center			
	F17	F18	% Change
Undup Hdcnt	2,481	2,354	-5%
Total Sections	169	164	-3%
FTE ₂	31.945	30.509	-4%
Fill Rate	71%	76%	5%
Productivity	446.17	468.17	5%
FTEs	462	463	0%



FLC Enrollment Totals

	F17	F18	% Change
Unduplicated Headcount	8,046	7,889	-2%
Total Sections ¹	864	870	1%
FTE ¹	175.135	175.261	0%
Fill Rate	70%	71%	1%
Productivity (WSCH/FTE)	453.57	457.07	1%
FTEs ((WSCH*17)/525)	2,572	2,594	1%

Notes:

¹ Fill Rate does not include Work Experience (498/198) or Independent Study (495) sections.

Enrollment started April 23, 2018. Semester starts August 25, 2018.