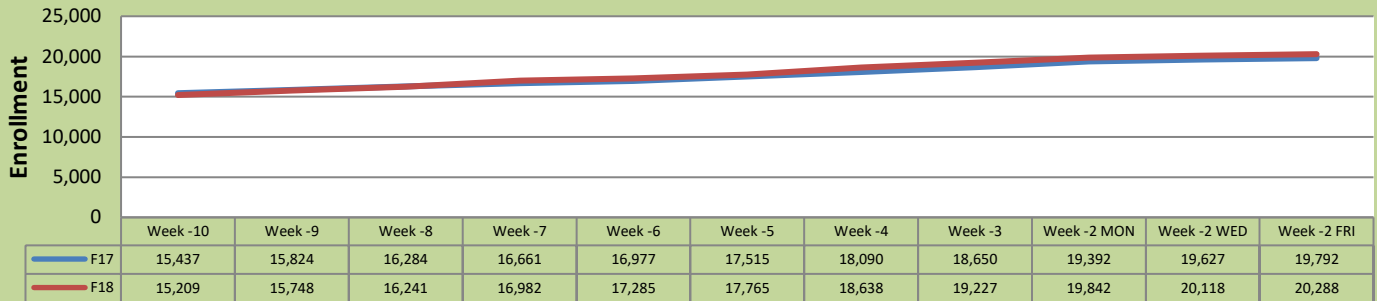


Fall 18 Weekly Enrollment Report

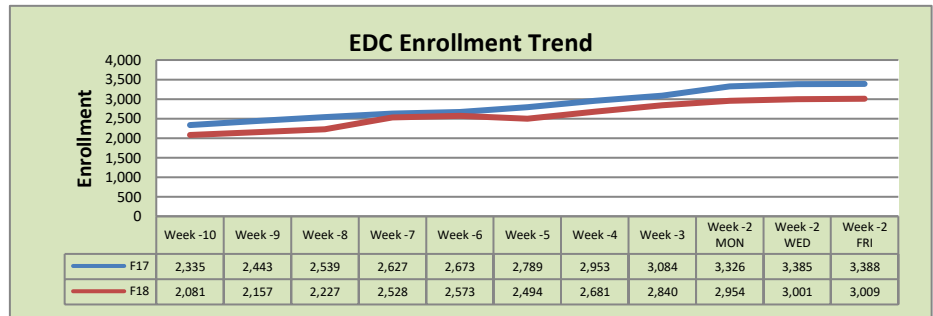
August 10, 2018: Week -2

Total Enrollment F17 and F18 % Change F17 - F18 = 2.5%

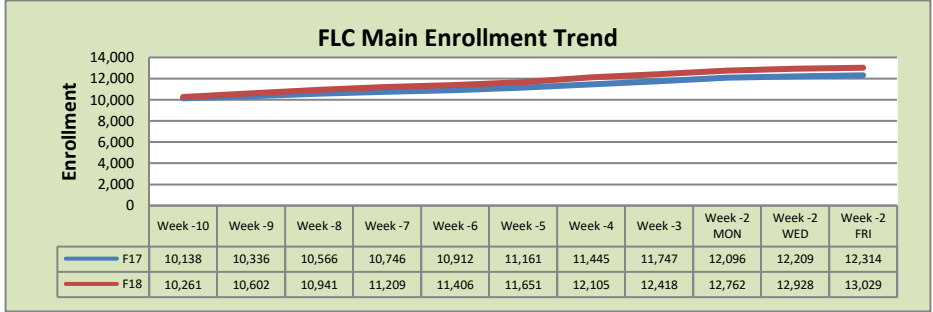


Enrollment by Site

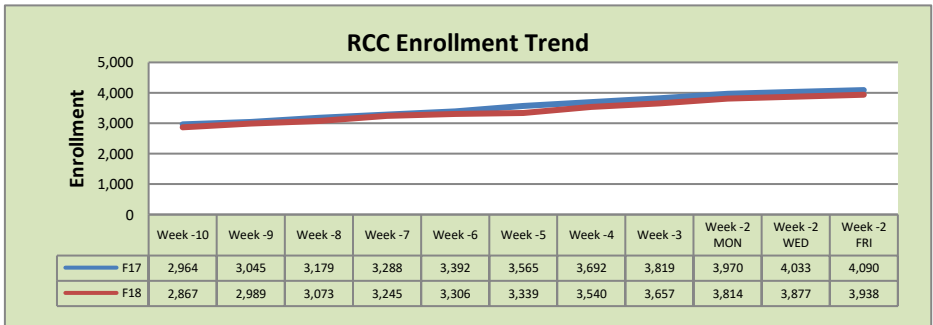
El Dorado Center			
	F17	F18	% Change
Undup Hdcnt	991	858	-13%
Total Sections	175	134	-23%
FTE	35.037	29.877	-15%
Fill Rate ¹	67%	71%	4%
Productivity	421.16	446.37	6%
FTEs	478	432	-10%



FLC Main			
	F17	F18	% Change
Undup Hdcnt	4,705	4,581	-3%
Total Sections	509	554	9%
FTE	107.479	111.562	4%
Fill Rate	74%	73%	-1%
Productivity	478.82	471.56	-2%
FTEs	1,666	1,704	2%



Rancho Cordova Center			
	F17	F18	% Change
Undup Hdcnt	2,553	2,436	-5%
Total Sections	168	164	-2%
FTE ₂	31.837	30.509	-4%
Fill Rate	74%	78%	4%
Productivity	460.1	481.61	5%
FTEs	474	476	0%



FLC Enrollment Totals

	F17	F18	% Change
Unduplicated Headcount	8,249	8,113	-2%
Total Sections ¹	852	862	1%
FTE ¹	174.352	174.015	0%
Fill Rate	72%	73%	1%
Productivity (WSCH/FTE)	463.81	469.27	1%
FTEs ((WSCH*17)/525)	2,619	2,644	1%

Notes:

¹ Fill Rate does not include Work Experience (498/198) or Independent Study (495) sections.

Enrollment started April 23, 2018. Semester starts August 25, 2018.