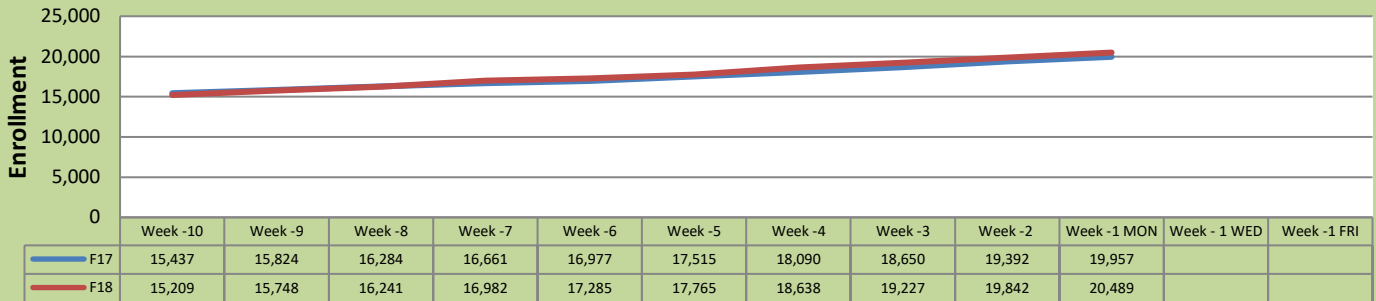


Fall 18 Weekly Enrollment Report

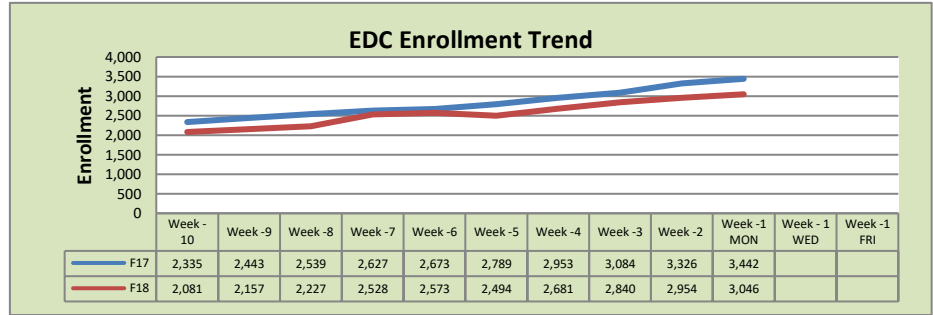
August 13, 2018: Week -1

Total Enrollment F17 and F18 % Change F17 - F18 = 2.7%

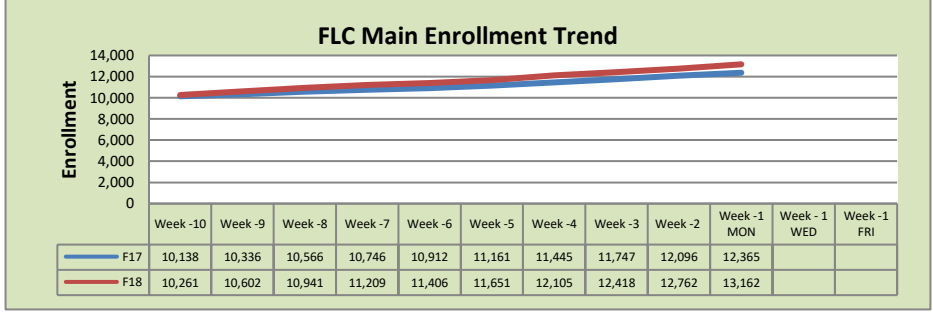


Enrollment by Site

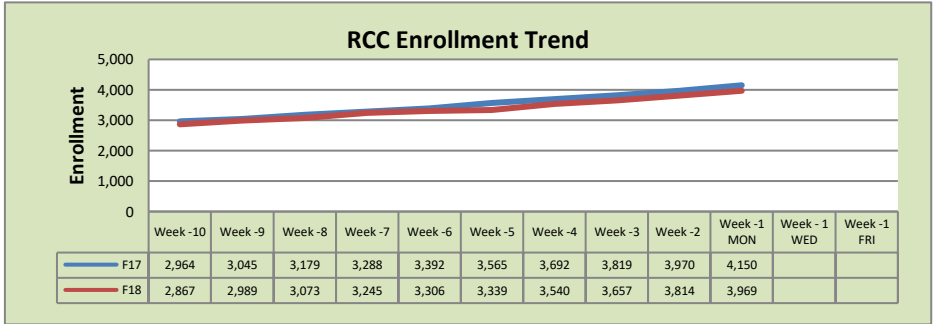
El Dorado Center			
	F17	F18	% Change
Undup Hdcnt	1,001	871	-13%
Total Sections	175	134	-23%
FTE	35.037	29.877	-15%
Fill Rate ¹	69%	71%	2%
Productivity	426.41	450.42	6%
FTEs	484	436	-10%



FLC Main			
	F17	F18	% Change
Undup Hdcnt	4,743	4,621	-3%
Total Sections	509	554	9%
FTE	107.568	111.712	4%
Fill Rate	74%	73%	-1%
Productivity	480.68	475.05	-1%
FTEs	1,674	1,718	3%



Rancho Cordova Center			
	F17	F18	% Change
Undup Hdcnt	2,589	2,451	-5%
Total Sections	168	163	-3%
FTE ₂	31.837	30.309	-5%
Fill Rate	76%	79%	3%
Productivity	466.17	488.32	5%
FTEs	480	479	0%



FLC Enrollment Totals

	F17	F18	% Change
Unduplicated Headcount	8,333	8,181	-2%
Total Sections ¹	852	861	1%
FTE ¹	174.441	173.965	0%
Fill Rate	73%	74%	1%
Productivity (WSCH/FTE)	467.13	473.36	1%
FTEs ((WSCH*17)/525)	2,638	2,667	1%

Notes:

¹ Fill Rate does not include Work Experience (498/198) or Independent Study (495) sections.

Enrollment started April 23, 2018. Semester starts August 25, 2018.