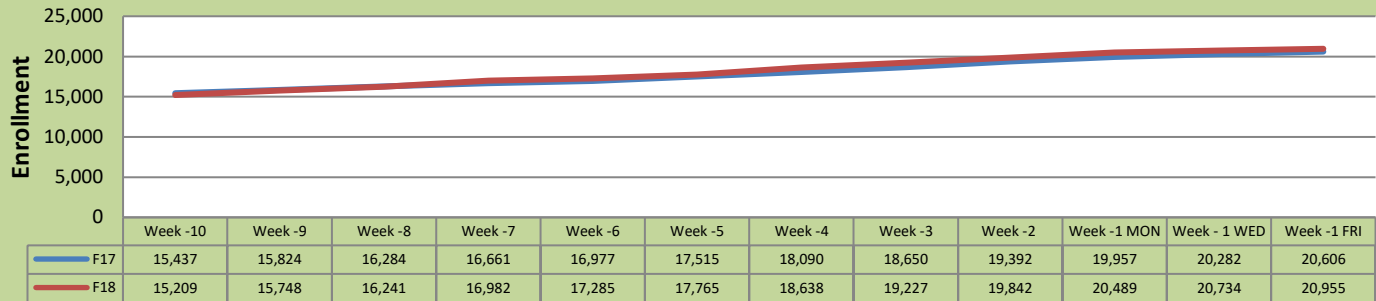


Fall 18 Weekly Enrollment Report

August 17, 2018: Week -1 Friday Update

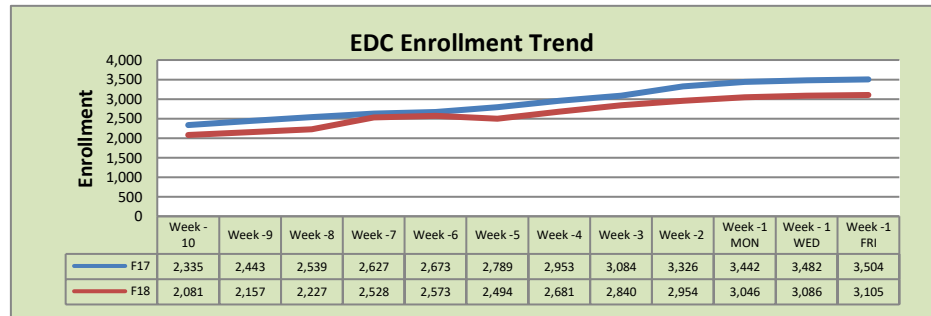
Total Enrollment F17 and F18

% Change F17 - F18 = - 0.55%

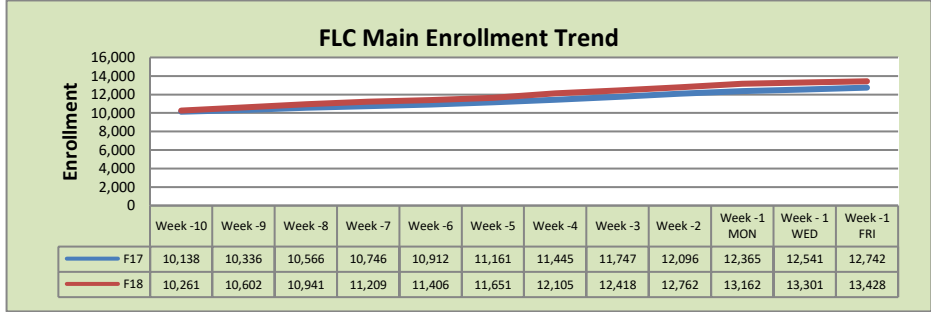


Enrollment by Site

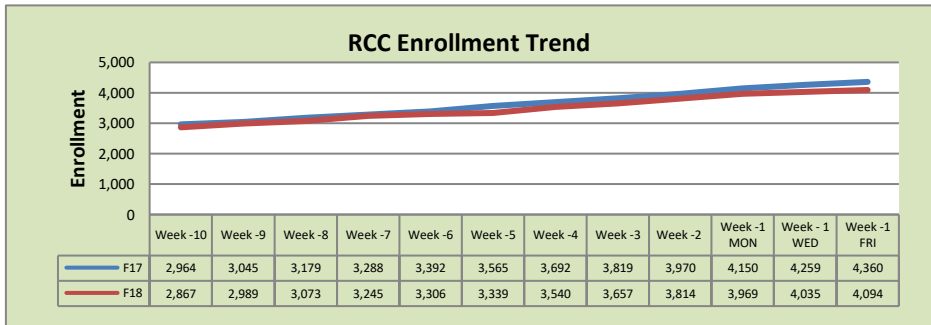
El Dorado Center			
	F17	F18	% Change
Undup Hdcnt	1,019	907	-11%
Total Sections	173	131	-24%
FTE	34.637	29.161	-16%
Fill Rate ¹	71%	74%	3%
Productivity	437.25	467.99	7%
FTEs	490	442	-10%



FLC Main			
	F17	F18	% Change
Undup Hdcnt	4,880	4,738	-3%
Total Sections	509	547	7%
FTE	107.668	110.912	3%
Fill Rate	76%	76%	0%
Productivity	493.58	488.96	-1%
FTEs	1,721	1,756	2%



Rancho Cordova Center			
	F17	F18	% Change
Undup Hdcnt	2,724	2,535	-7%
Total Sections	168	163	-3%
FTE ₂	31.687	30.309	-4%
Fill Rate	79%	81%	2%
Productivity	488.88	502.31	3%
FTEs	502	493	-2%



FLC Enrollment Totals

	F17	F18	% Change
Unduplicated Headcount	8,623	8,434	-2%
Total Sections ¹	850	852	0%
FTE ¹	173.991	172.815	-1%
Fill Rate	75%	76%	1%
Productivity (WSCH/FTE)	481.51	487.48	1%
FTEs ((WSCH*17)/525)	2,713	2,728	1%

Notes:

¹ Fill Rate does not include Work Experience (498/198) or Independent Study (495) sections.

Enrollment started April 23, 2018. Semester starts August 25, 2018.