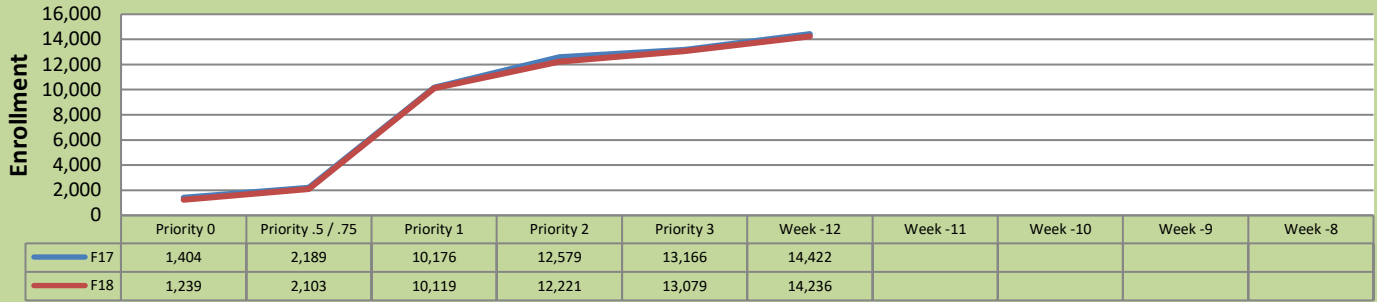


Fall 18 Weekly Enrollment Report

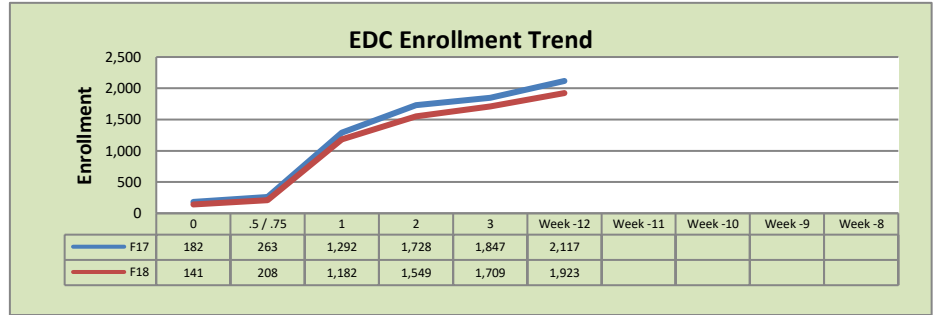
May 29, 2018: Week -12

Total Enrollment F17 and F18 % Change F17 - F18 = -1.3%

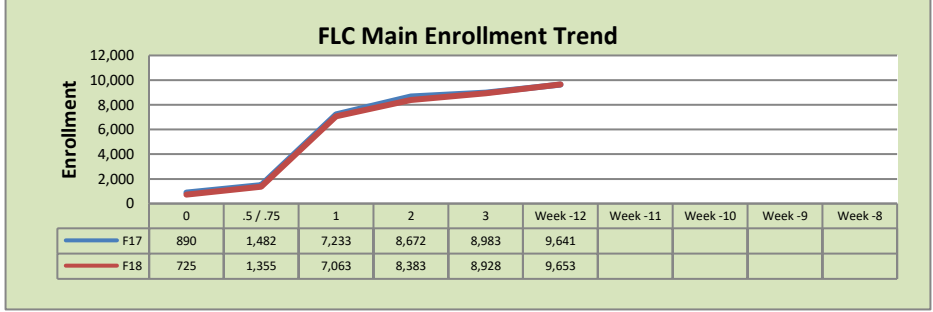


Enrollment by Site

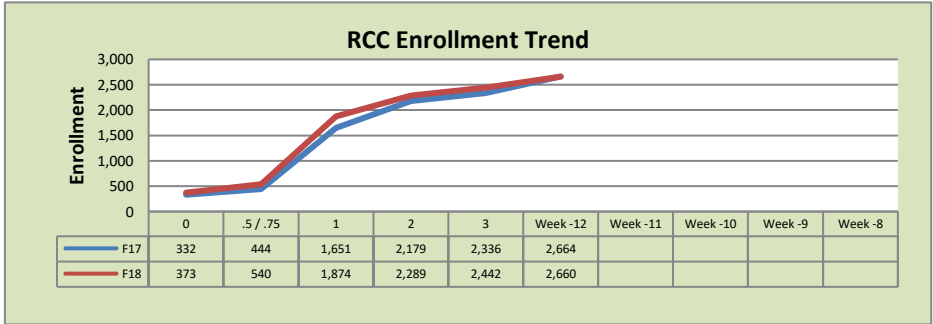
El Dorado Center			
	F17	F18	% Change
Undup Hdcnt	577	542	-6%
Total Sections	181	156	-14%
FTE	36.423	33.644	-8%
Fill Rate ¹	42%	43%	1%
Productivity	265.00	262.75	-1%
FTEs	313	286	-9%



FLC Main			
	F17	F18	% Change
Undup Hdcnt	3,524	3,294	-7%
Total Sections	513	571	11%
FTE	106.654	116.987	10%
Fill Rate	59%	54%	-5%
Productivity	389.30	346.89	-11%
FTEs	1,344	1,314	-2%



Rancho Cordova Center			
	F17	F18	% Change
Undup Hdcnt	1,639	1,638	0%
Total Sections	169	170	1%
FTE ₂	32.012	31.843	-1%
Fill Rate	49%	53%	4%
Productivity	303.48	315.72	4%
FTEs	315	326	3%



FLC Enrollment Totals

	F17	F18	% Change
Unduplicated Headcount	5,740	5,474	-5%
Total Sections ¹	863	897	4%
FTE ¹	175.088	182.474	4%
Fill Rate	54%	52%	-2%
Productivity (WSCH/FTE)	347.75	325.94	-6%
FTEs ((WSCH*17)/525)	1,972	1,926	-2%

Notes:

¹ Fill Rate does not include Work Experience (498/198) or Independent Study (495) sections.

Enrollment started April 23, 2018. Semester starts August 25, 2018.