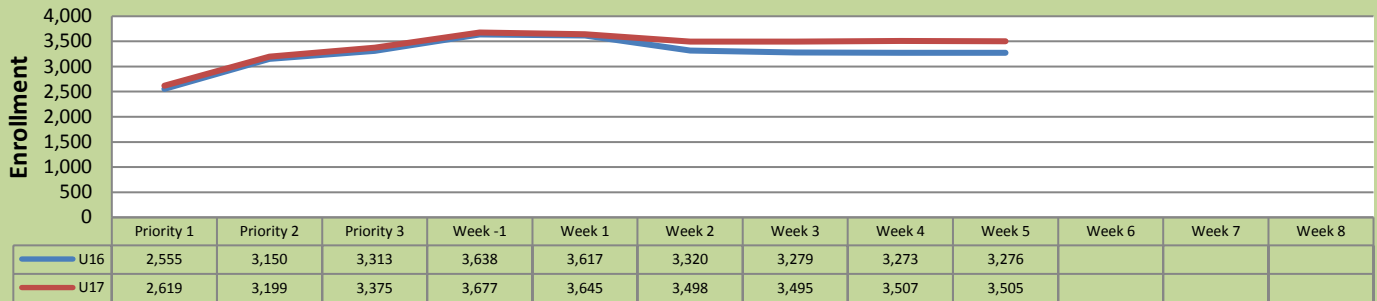


Summer 17 Weekly Enrollment Report

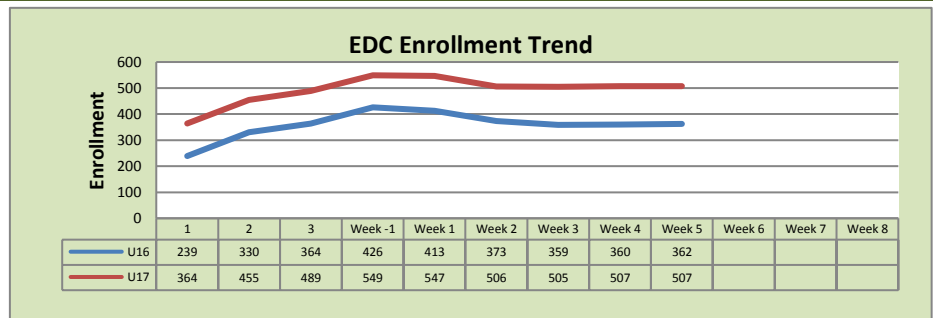
July 3, 2017: Week 5

Total Enrollment U16 and U17 % Change U16 - U17 = 7.0%

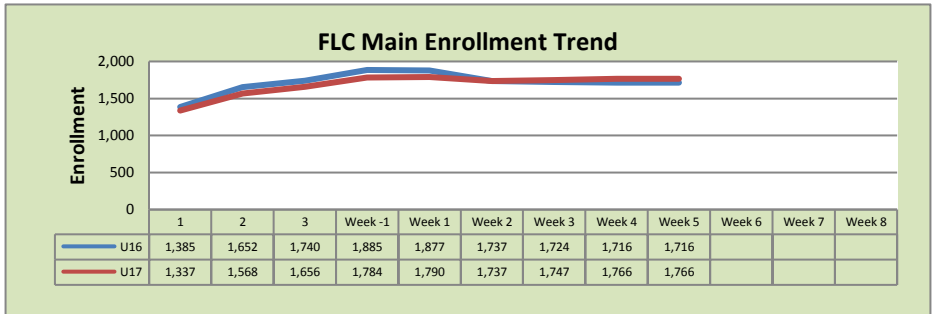


Enrollment by Site

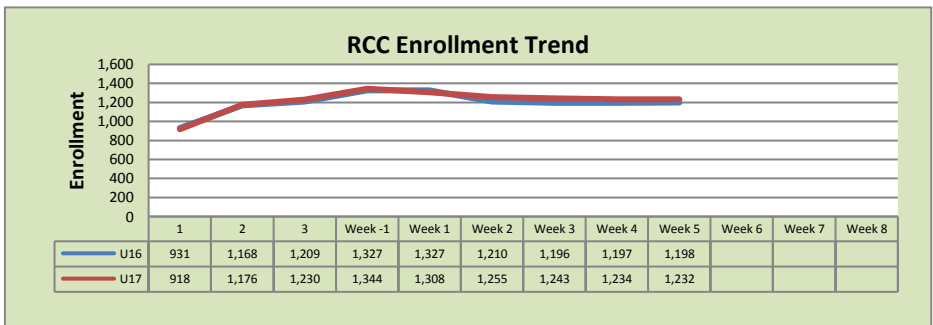
El Dorado Center			
	U16	U17	% Change
Undup Hdcnt	278	374	35%
Total Sections	17	19	12%
FTE	4.050	4.683	16%
Fill Rate ¹	71%	81%	10%
Productivity	368.35	430.01	17%
FTEs	48	65	35%



FLC Main			
	U16	U17	% Change
Undup Hdcnt	1,324	1,365	3%
Total Sections	89	97	9%
FTE	12.215	13.24	8%
Fill Rate	84%	83%	-1%
Productivity	502.62	473.89	-6%
FTEs	199	203	2%



Rancho Cordova Center			
	U16	U17	% Change
Undup Hdcnt	1,060	1,106	4%
Total Sections	40	42	5%
FTE ₂	8.867	9.133	3%
Fill Rate	85%	83%	-2%
Productivity	464.82	448.34	-4%
FTEs	133	133	0%



FLC Enrollment Totals

	U16	U17	% Change
Unduplicated Headcount	2,662	2,845	7%
Total Sections ¹	146	158	8%
FTE ¹	25.132	27.057	8%
Fill Rate	82%	82%	0%
Productivity (WSCH/FTE)	467.65	457.67	-2%
FTEs ((WSCH*17)/525)	380	401	6%

Notes:

¹ Fill Rate does not include Work Experience (498/198) or Independent Study (495) sections.

Enrollment started April 24, 2017. Semester starts June 5, 2017.