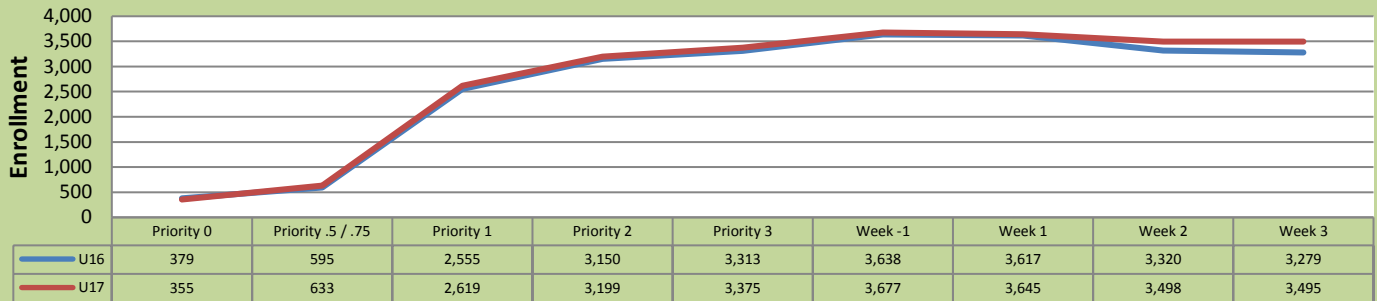


## Summer 17 Weekly Enrollment Report

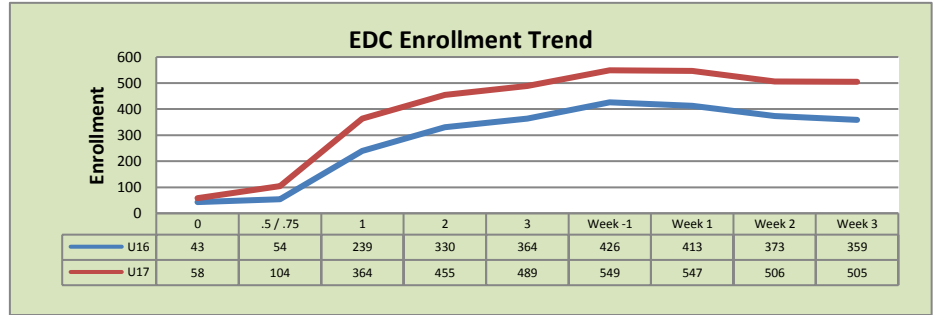
June 19, 2017: Week 3 (Census)

### Total Enrollment U16 and U17 % Change U16 - U17 = 6.6%

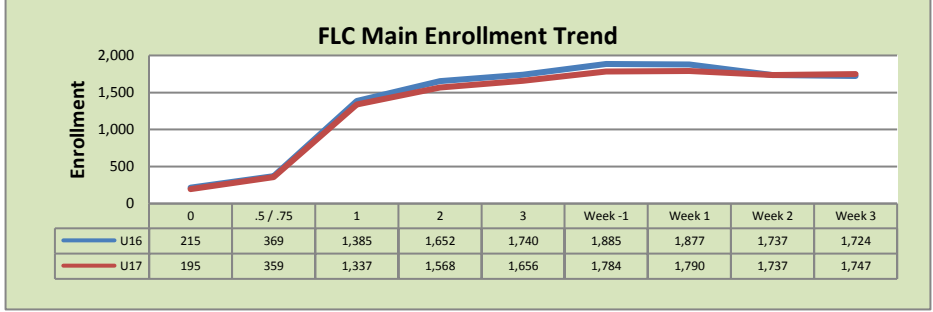


### Enrollment by Site

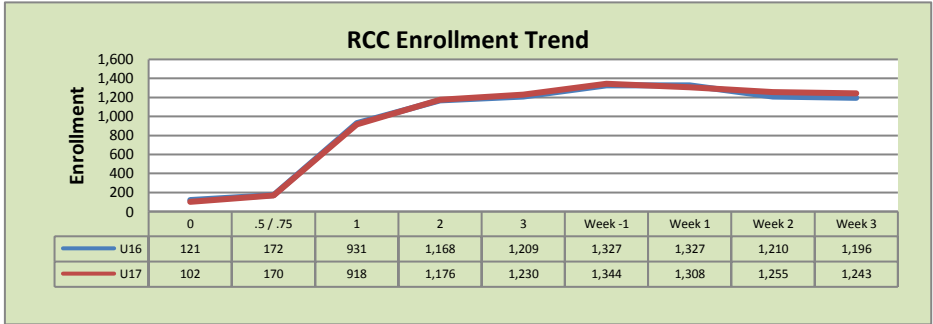
El Dorado Center			
	U16	U17	% Change
Undup Hdcnt	277	373	35%
Total Sections	17	19	12%
FTE	4.050	4.683	16%
Fill Rate <sup>1</sup>	71%	81%	10%
Productivity	369.54	428.69	16%
FTEs	48	65	35%



FLC Main			
	U16	U17	% Change
Undup Hdcnt	1,327	1,346	1%
Total Sections	89	98	10%
FTE	12.215	13.44	10%
Fill Rate	85%	81%	-4%
Productivity	504.8	460.68	-9%
FTEs	200	200	0%



Rancho Cordova Center			
	U16	U17	% Change
Undup Hdcnt	1,058	1,116	5%
Total Sections	40	42	5%
FTE <sub>2</sub>	8.867	9.133	3%
Fill Rate	85%	83%	-2%
Productivity	463.77	452.68	-2%
FTEs	133	134	1%



### FLC Enrollment Totals

	U16	U17	% Change
Unduplicated Headcount	2,662	2,835	6%
Total Sections <sup>1</sup>	146	159	9%
FTE <sup>1</sup>	25.132	27.257	8%
Fill Rate	82%	81%	-1%
Productivity (WSCH/FTE)	468.52	452.5	-3%
FTEs ((WSCH*17)/525)	381	399	5%

#### Notes:

<sup>1</sup> Fill Rate does not include Work Experience (498/198) or Independent Study (495) sections.

Enrollment started April 24, 2017. Semester starts June 5, 2017.