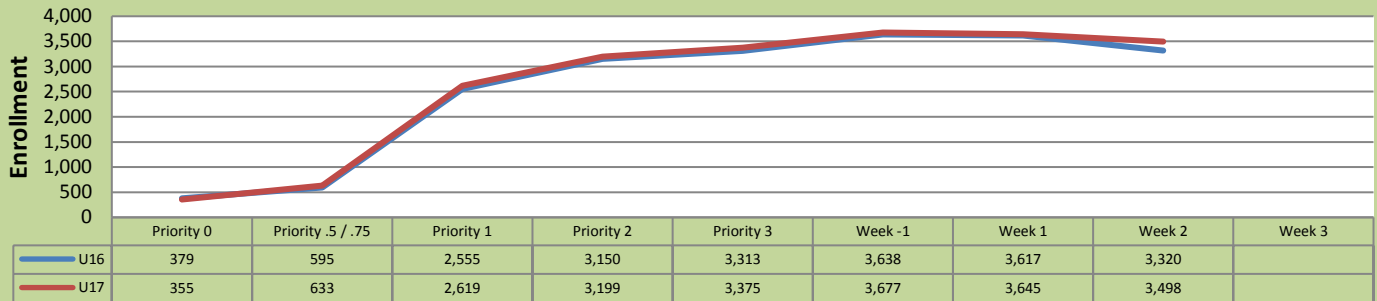


## Summer 17 Weekly Enrollment Report

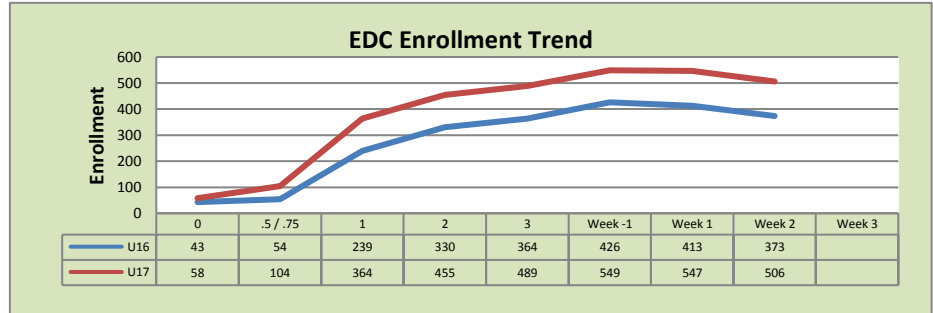
June 12, 2017: Week 2

### Total Enrollment U16 and U17 % Change U16 - U17 = 5.4%

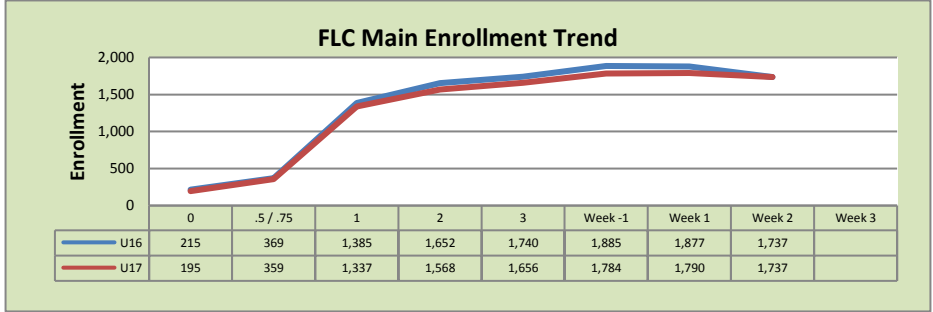


### Enrollment by Site

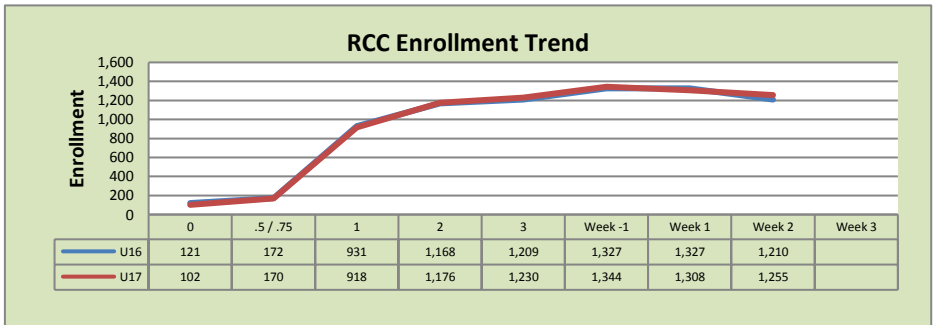
El Dorado Center			
	U16	U17	% Change
Undup Hdcnt	285	374	31%
Total Sections	19	19	0%
FTE	4.450	4.683	5%
Fill Rate <sup>1</sup>	69%	80%	11%
Productivity	349.29	428.4	23%
FTEs	50	65	30%



FLC Main			
	U16	U17	% Change
Undup Hdcnt	1,332	1,328	0%
Total Sections	90	98	9%
FTE	12.415	13.44	8%
Fill Rate	85%	79%	-6%
Productivity	498.98	457.26	-8%
FTEs	201	199	-1%



Rancho Cordova Center			
	U16	U17	% Change
Undup Hdcnt	1,070	1,124	5%
Total Sections	40	42	5%
FTE <sub>2</sub>	8.867	9.133	3%
Fill Rate	86%	83%	-3%
Productivity	468.04	456.7	-2%
FTEs	134	135	1%



### FLC Enrollment Totals

	U16	U17	% Change
Unduplicated Headcount	2,687	2,826	5%
Total Sections <sup>1</sup>	149	159	7%
FTE <sup>1</sup>	25.732	27.257	6%
Fill Rate	82%	80%	-2%
Productivity (WSCH/FTE)	462.43	452.11	-2%
FTEs ((WSCH*17)/525)	385	399	4%

#### Notes:

<sup>1</sup> Fill Rate does not include Work Experience (498/198) or Independent Study (495) sections.

Enrollment started April 24, 2017. Semester starts June 5, 2017.