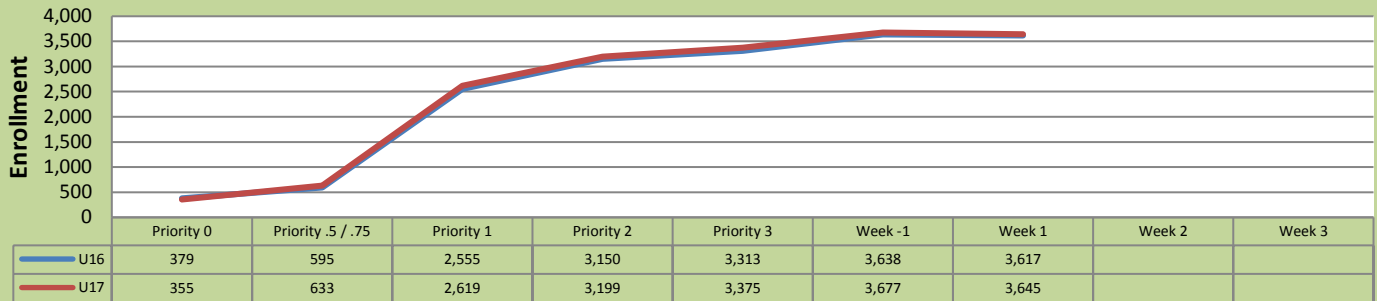


## Summer 17 Weekly Enrollment Report

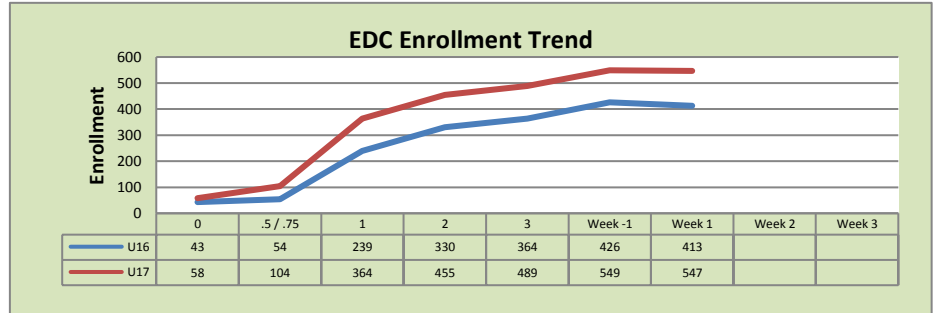
June 5, 2017: Week 1

### Total Enrollment U16 and U17 % Change U16 - U17 = 0.8%

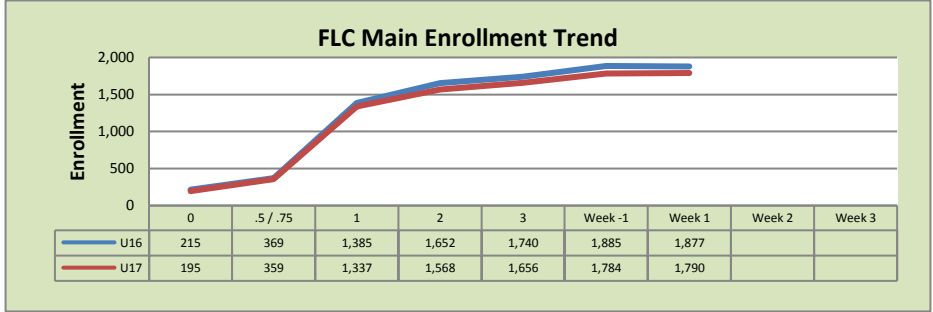


### Enrollment by Site

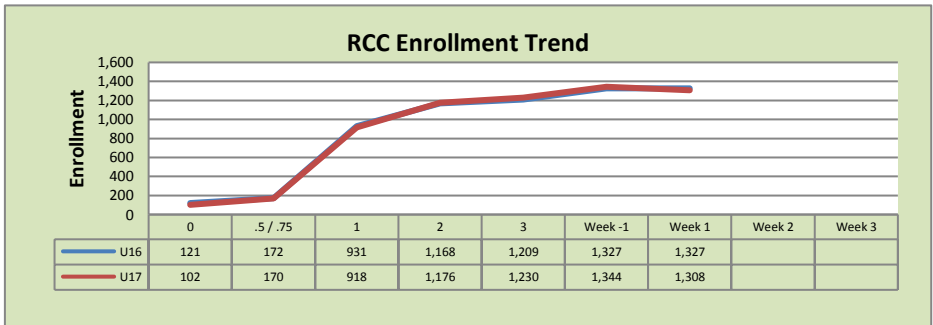
El Dorado Center			
	U16	U17	% Change
Undup Hdcnt	297	389	31%
Total Sections	21	20	-5%
FTE	4.850	4.883	1%
Fill Rate <sup>1</sup>	66%	80%	14%
Productivity	342.5	437.18	28%
FTEs	54	69	28%



FLC Main			
	U16	U17	% Change
Undup Hdcnt	1,417	1,350	-5%
Total Sections	88	97	10%
FTE	12.415	13.24	7%
Fill Rate	88%	81%	-7%
Productivity	535.15	474.99	-11%
FTEs	215	204	-5%



Rancho Cordova Center			
	U16	U17	% Change
Undup Hdcnt	1,167	1,170	0%
Total Sections	40	42	5%
FTE <sub>2</sub>	8.867	9.133	3%
Fill Rate	92%	86%	-6%
Productivity	509.56	473.94	-7%
FTEs	146	140	-4%



### FLC Enrollment Totals

	U16	U17	% Change
Unduplicated Headcount	2,881	2,909	1%
Total Sections <sup>1</sup>	149	159	7%
FTE <sup>1</sup>	26.132	27.257	4%
Fill Rate	85%	83%	-2%
Productivity (WSCH/FTE)	490.71	467.86	-5%
FTEs ((WSCH*17)/525)	415	413	0%

#### Notes:

<sup>1</sup> Fill Rate does not include Work Experience (498/198) or Independent Study (495) sections.

Enrollment started April 24, 2017. Semester starts June 5, 2017.