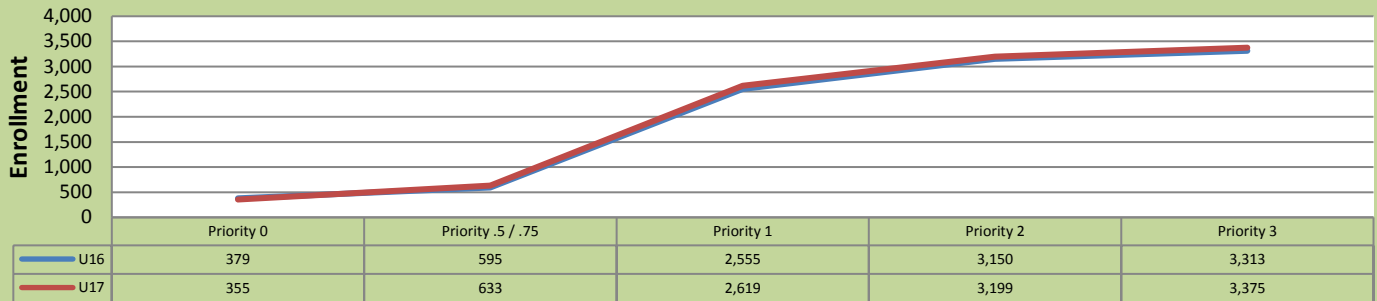


Summer 17 Enrollment Report by Registration Priority Time Period

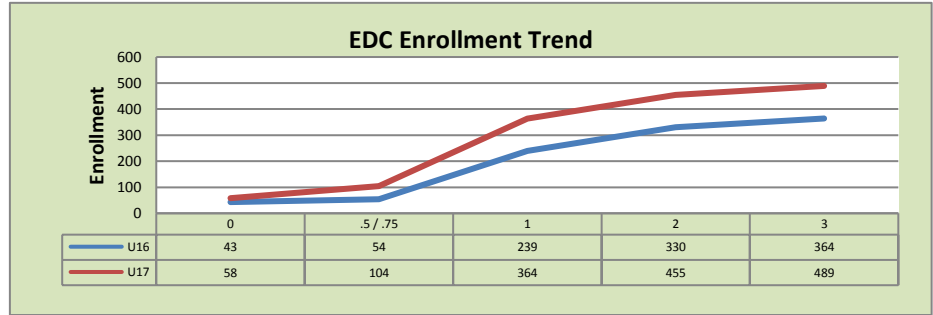
May 20, 2017: End of Priority 3

Total Enrollment U16 and U17 % Change U16 - U17 = 1.9%

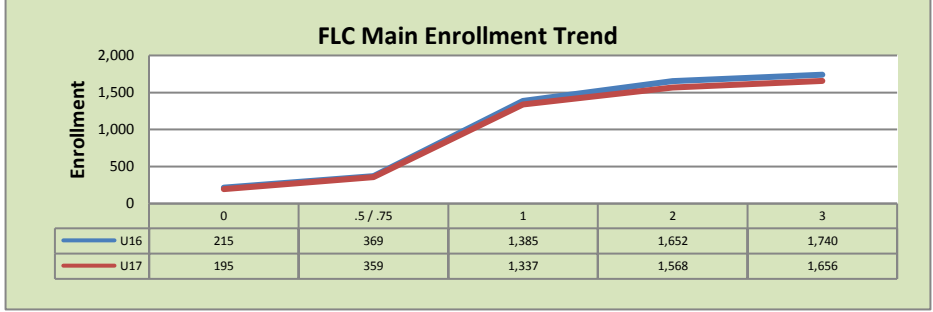


Enrollment by Site

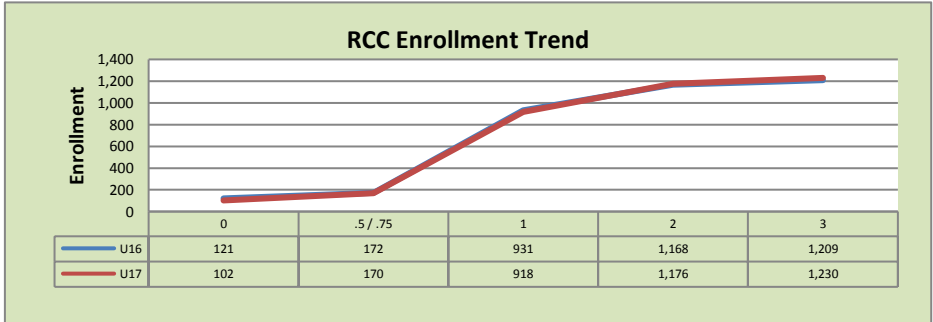
El Dorado Center			
	U16	U17	% Change
Undup Hdcnt	257	340	32%
Total Sections	23	20	-13%
FTE	5.250	4.883	-7%
Fill Rate ¹	52%	73%	21%
Productivity	262.71	397.43	51%
FTEs	45	63	40%



FLC Main			
	U16	U17	% Change
Undup Hdcnt	1,289	1,226	-5%
Total Sections	88	95	8%
FTE	12.615	13.065	4%
Fill Rate	85%	78%	-7%
Productivity	485.35	450.39	-7%
FTEs	198	191	-4%



Rancho Cordova Center			
	U16	U17	% Change
Undup Hdcnt	1,053	1,083	3%
Total Sections	44	44	0%
FTE ₂	9.733	9.667	-1%
Fill Rate	77%	78%	1%
Productivity	418.19	419.99	0%
FTEs	132	131	-1%



FLC Enrollment Totals

	U16	U17	% Change
Unduplicated Headcount	2,599	2,649	2%
Total Sections ¹	155	159	3%
FTE ¹	27.598	27.615	0%
Fill Rate	75%	77%	2%
Productivity (WSCH/FTE)	419.31	430.38	3%
FTEs ((WSCH*17)/525)	375	385	3%

Notes:

¹ Fill Rate does not include Work Experience (498/198) or Independent Study (495) sections.

Enrollment started April 24, 2017. Semester starts June 5, 2017.