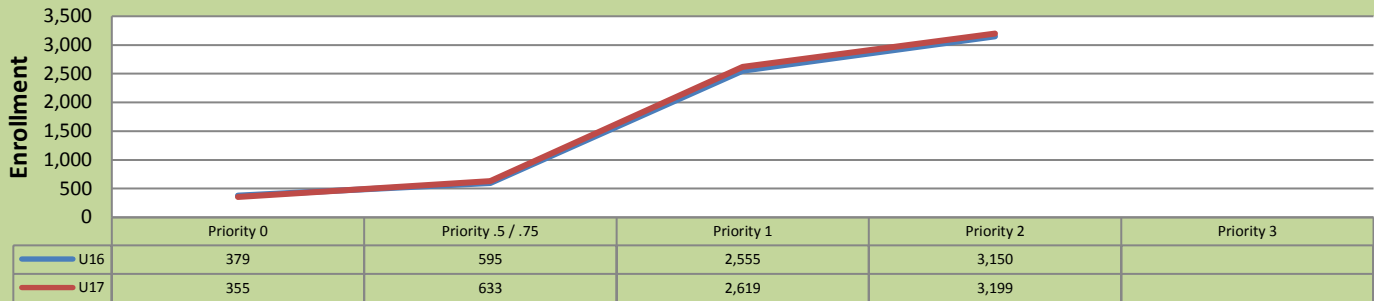


Summer 17 Enrollment Report by Registration Priority Time Period

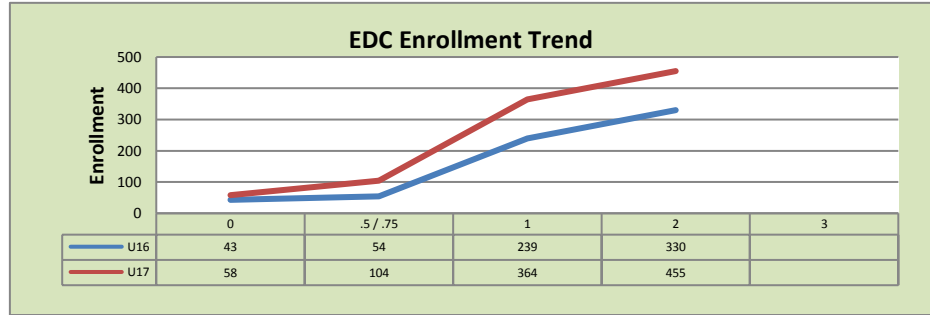
May 18, 2017: End of Priority 2

Total Enrollment U16 and U17 % Change U16 - U17 = 1.6%

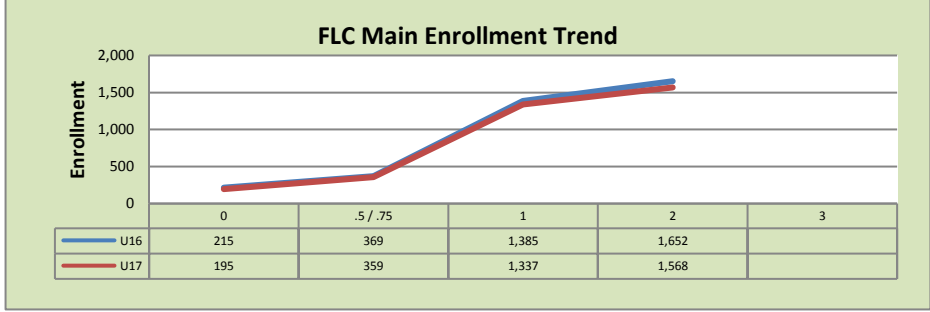


Enrollment by Site

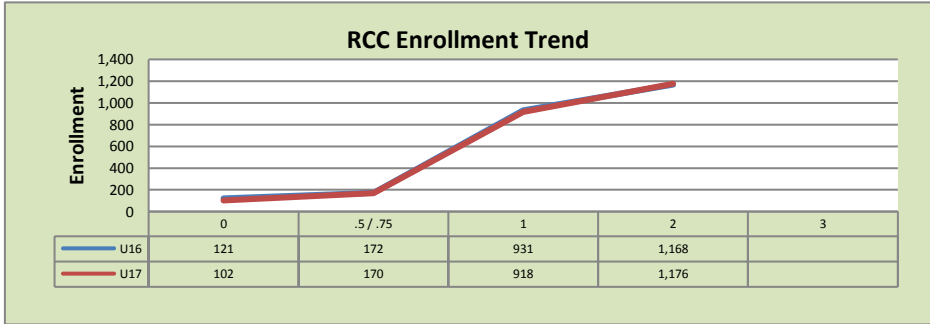
El Dorado Center			
	U16	U17	% Change
Undup Hdcnt	226	316	40%
Total Sections	23	20	-13%
FTE	5.250	4.883	-7%
Fill Rate ¹	46%	67%	21%
Productivity	237.4	369.33	56%
FTEs	40	58	45%



FLC Main			
	U16	U17	% Change
Undup Hdcnt	1,211	1,148	-5%
Total Sections	88	95	8%
FTE	12.615	13.065	4%
Fill Rate	81%	74%	-7%
Productivity	464.49	429.38	-8%
FTEs	190	182	-4%



Rancho Cordova Center			
	U16	U17	% Change
Undup Hdcnt	1,020	1,032	1%
Total Sections	44	44	0%
FTE ₂	9.733	9.667	-1%
Fill Rate	73%	74%	1%
Productivity	404.45	401.42	-1%
FTEs	127	126	-1%



FLC Enrollment Totals

	U16	U17	% Change
Unduplicated Headcount	2,457	2,496	2%
Total Sections ¹	155	159	3%
FTE ¹	27.598	27.615	0%
Fill Rate	71%	73%	2%
Productivity (WSCH/FTE)	400.12	408.98	2%
FTEs ((WSCH*17)/525)	357	366	3%

Notes:

¹ Fill Rate does not include Work Experience (498/198) or Independent Study (495) sections.

Enrollment started April 24, 2017. Semester starts June 5, 2017.