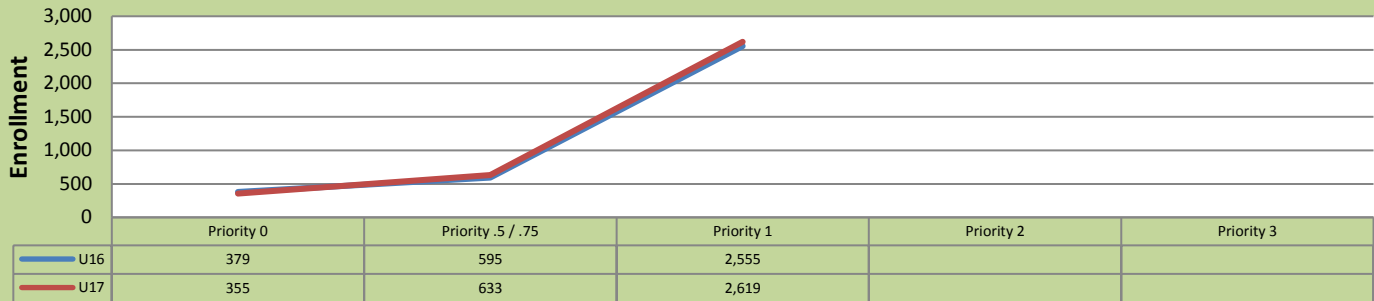


## Summer 17 Enrollment Report by Registration Priority Time Period

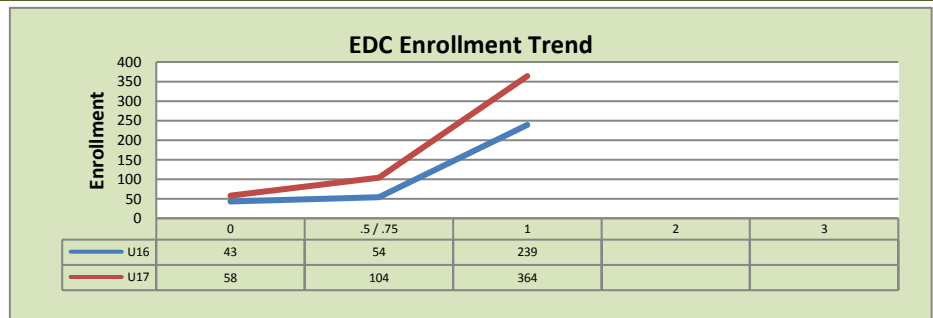
May 13, 2017: End of Priority 1

### Total Enrollment U16 and U17 % Change U16 - U17 = 2.5%

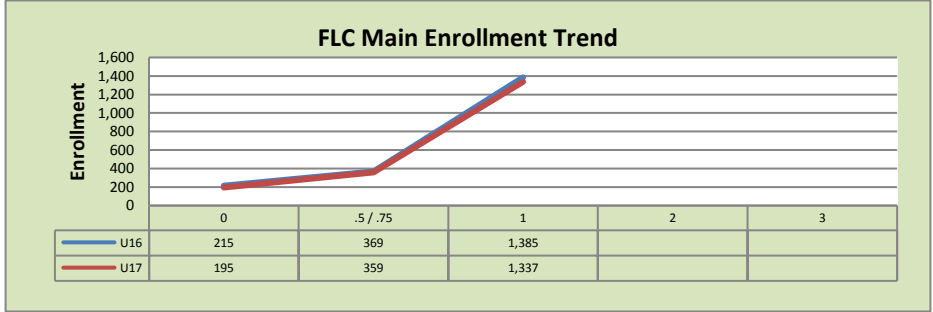


### Enrollment by Site

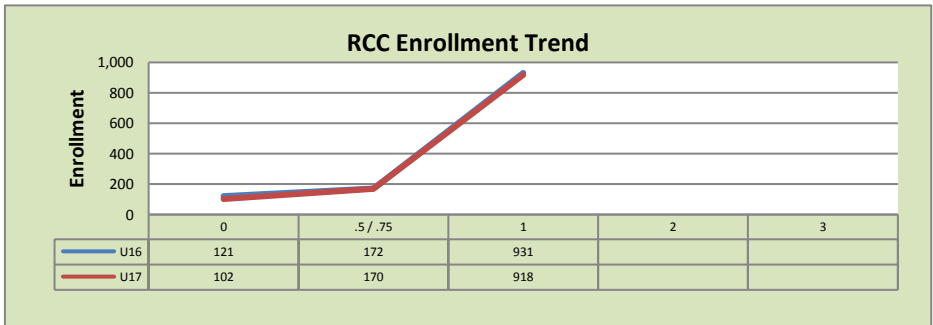
El Dorado Center			
	U16	U17	% Change
Undup Hdcnt	157	242	54%
Total Sections	23	21	-9%
FTE	5.250	5.083	-3%
Fill Rate <sup>1</sup>	32%	52%	20%
Productivity	168.15	283.85	69%
FTEs	29	47	62%



FLC Main			
	U16	U17	% Change
Undup Hdcnt	990	959	-3%
Total Sections	88	95	8%
FTE	12.615	13.065	4%
Fill Rate	70%	60%	-10%
Productivity	397.83	369.74	-7%
FTEs	162	156	-4%



Rancho Cordova Center			
	U16	U17	% Change
Undup Hdcnt	810	804	-1%
Total Sections	44	44	0%
FTE <sub>2</sub>	9.733	9.667	-1%
Fill Rate	58%	53%	-5%
Productivity	325.74	310.88	-5%
FTEs	103	97	-6%



### FLC Enrollment Totals

	U16	U17	% Change
Unduplicated Headcount	1,957	2,005	2%
Total Sections <sup>1</sup>	155	160	3%
FTE <sup>1</sup>	27.598	27.815	1%
Fill Rate	58%	56%	-2%
Productivity (WSCH/FTE)	328.71	333.58	1%
FTEs ((WSCH*17)/525)	294	300	2%

#### Notes:

<sup>1</sup> Fill Rate does not include Work Experience (498/198) or Independent Study (495) sections.

Enrollment started April 24, 2017. Semester starts June 5, 2017.