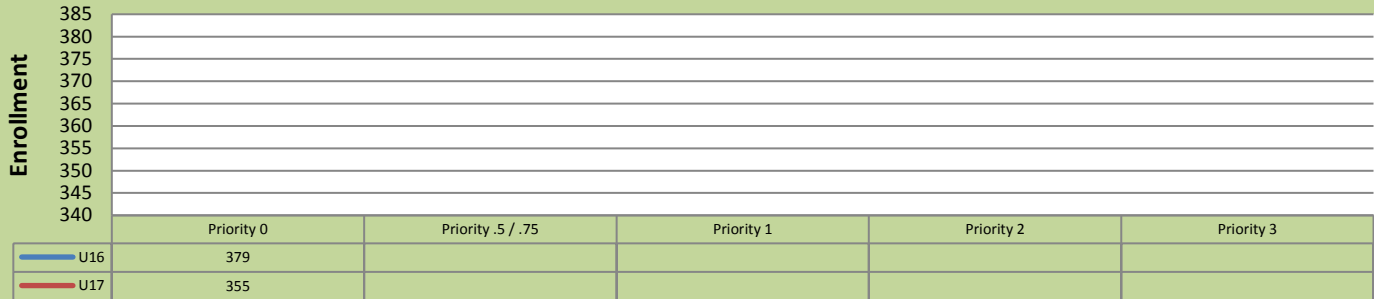


Summer 17 Enrollment Report by Registration Priority Time Period

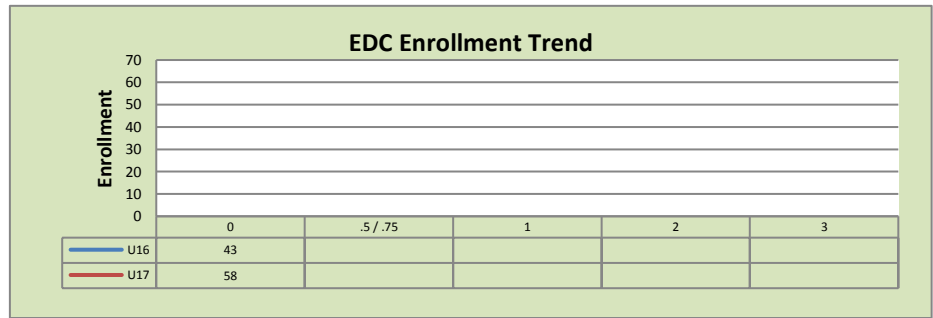
April 28, 2017: End of Priority 0

Total Enrollment U16 and U17 % Change U16 - U17 = -6.3%

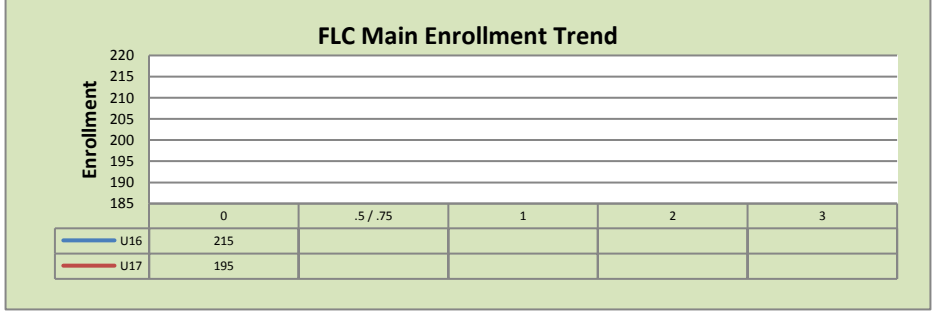


Enrollment by Site

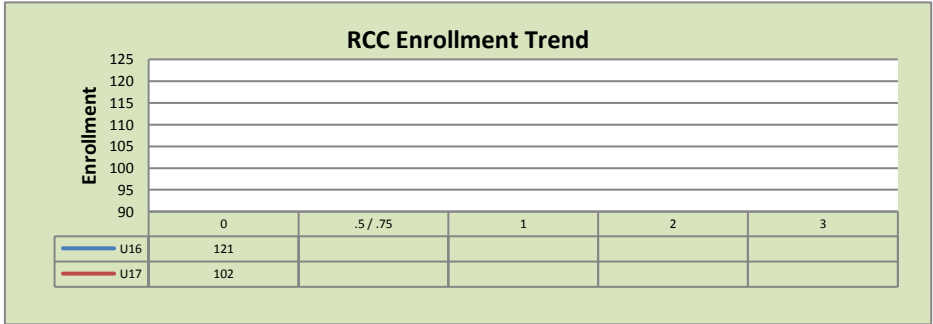
El Dorado Center			
	U16	U17	% Change
Undup Hdcnt	28	38	36%
Total Sections	23	21	-9%
FTE	5.250	5.283	1%
Fill Rate ₁	6%	7%	
Productivity	29.8	39.84	34%
FTEs	5	7	40%



FLC Main			
	U16	U17	% Change
Undup Hdcnt	147	141	-4%
Total Sections	84	95	13%
FTE	12.612	13.49	7%
Fill Rate	11%	9%	
Productivity	62.95	52.37	-17%
FTEs	26	23	-12%



Rancho Cordova Center			
	U16	U17	% Change
Undup Hdcnt	106	87	-18%
Total Sections	44	44	0%
FTE ₂	9.733	9.667	-1%
Fill Rate	7%	6%	
Productivity	42.96	35.32	-18%
FTEs	14	11	-21%



FLC Enrollment Totals

	U16	U17	% Change
Unduplicated Headcount	278	266	-4%
Total Sections ¹	151	160	6%
FTE ¹	27.598	28.440	3%
Fill Rate	9%	8%	
Productivity (WSCH/FTE)	49.59	44.25	-11%
FTEs ((WSCH*17)/525)	44	41	-7%

Notes:

¹ Fill Rate does not include Work Experience (498/198) or Independent Study (495) sections.

Enrollment started April 24, 2017. Semester starts June 5, 2017.