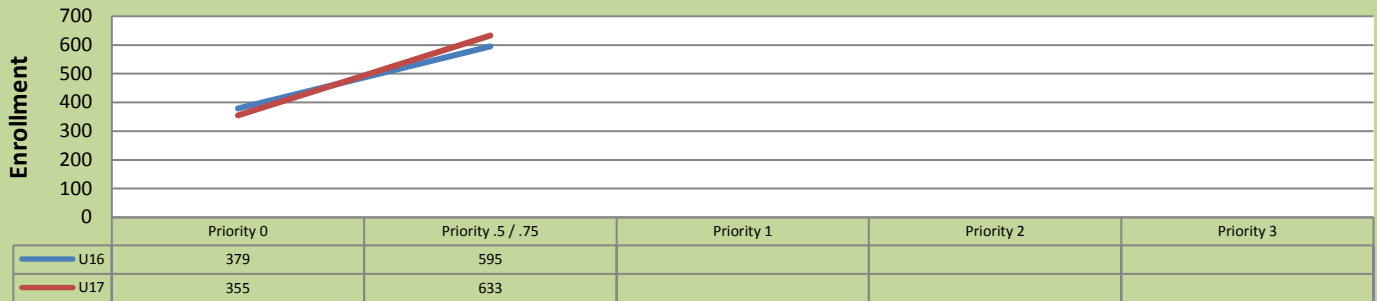


Summer 17 Enrollment Report by Registration Priority Time Period

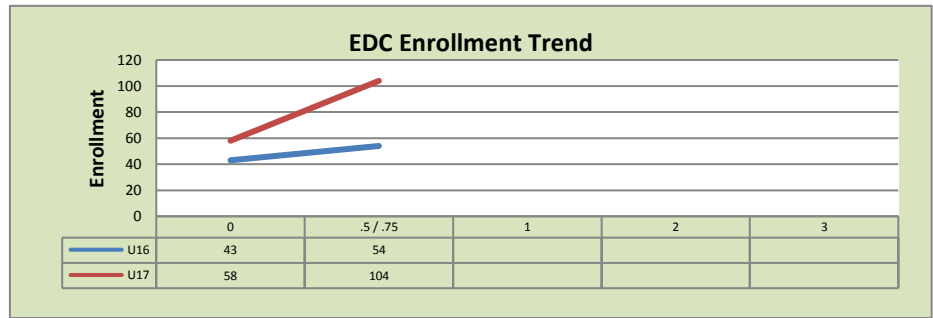
May 1, 2017: End of Priority .5 & .75

Total Enrollment U16 and U17 % Change U16 - U17 = 6.4%

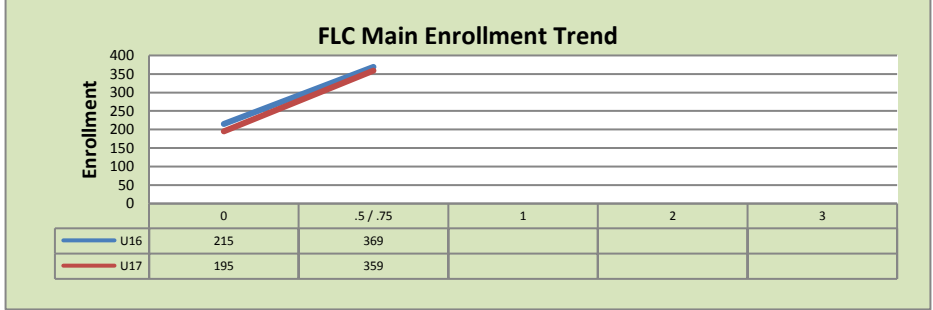


Enrollment by Site

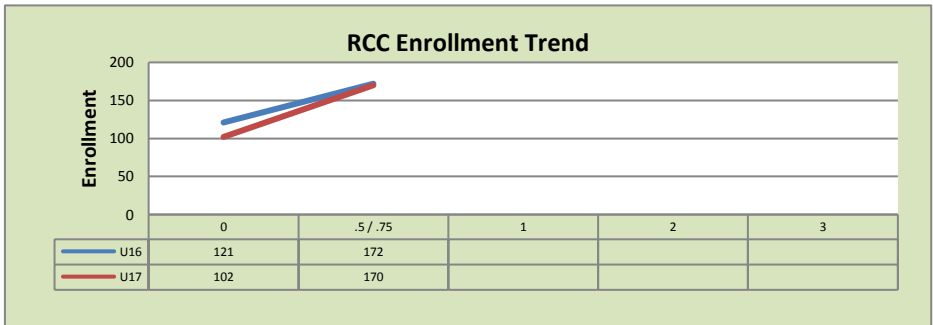
El Dorado Center			
	U16	U17	% Change
Undup Hdcnt	32	61	91%
Total Sections	23	21	-9%
FTE	5.250	5.283	1%
Fill Rate ¹	7%	14%	7%
Productivity	36.33	70.86	95%
FTEs	6	12	100%



FLC Main			
	U16	U17	% Change
Undup Hdcnt	249	249	0%
Total Sections	84	95	13%
FTE	12.615	13.49	7%
Fill Rate	18%	17%	-1%
Productivity	104.73	92.56	-12%
FTEs	43	40	-7%



Rancho Cordova Center			
	U16	U17	% Change
Undup Hdcnt	148	153	3%
Total Sections	44	44	0%
FTE ₂	9.733	9.667	-1%
Fill Rate	11%	10%	-1%
Productivity	60.17	59.47	-1%
FTEs	19	19	0%



FLC Enrollment Totals

	U16	U17	% Change
Unduplicated Headcount	429	463	8%
Total Sections ¹	151	160	6%
FTE ¹	27.598	28.440	3%
Fill Rate	13%	14%	1%
Productivity (WSCH/FTE)	76.00	77.28	2%
FTEs ((WSCH*17)/525)	68	71	4%

Notes:

¹ Fill Rate does not include Work Experience (498/198) or Independent Study (495) sections.

Enrollment started April 24, 2017. Semester starts June 5, 2017.