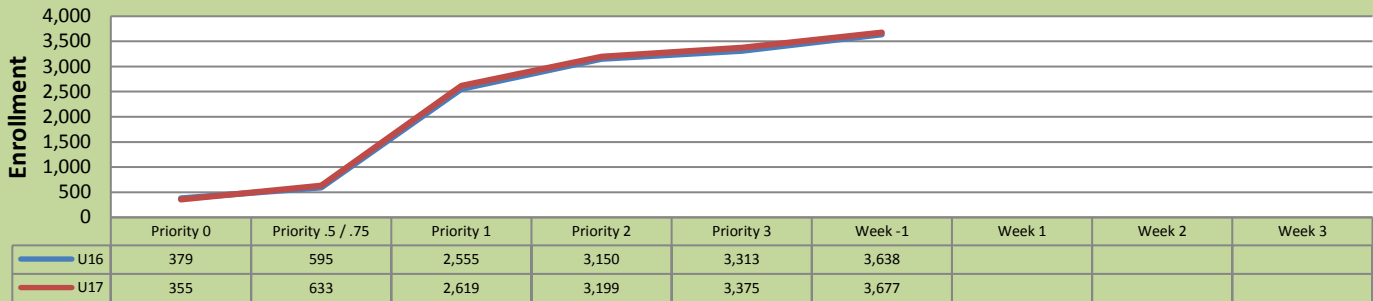


Summer 17 Weekly Enrollment Report

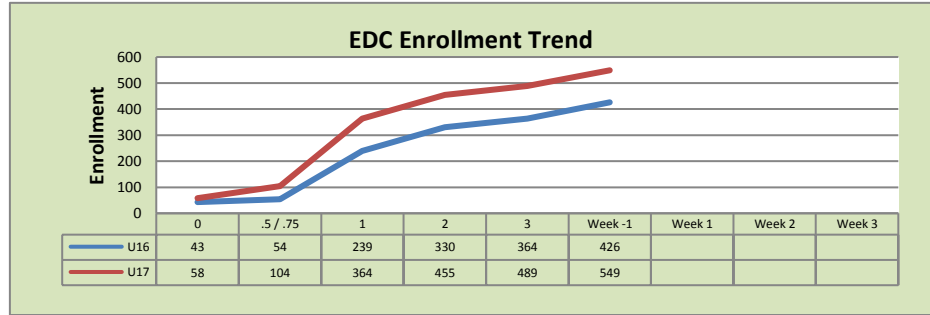
May 29, 2017: Week -1

Total Enrollment U16 and U17 % Change U16 - U17 = 1.1%

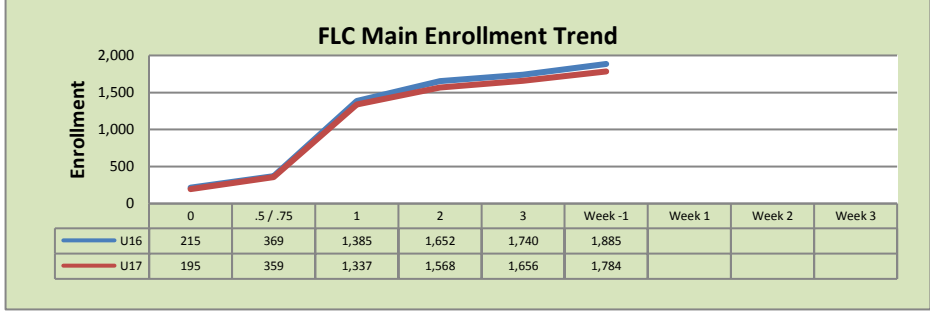


Enrollment by Site

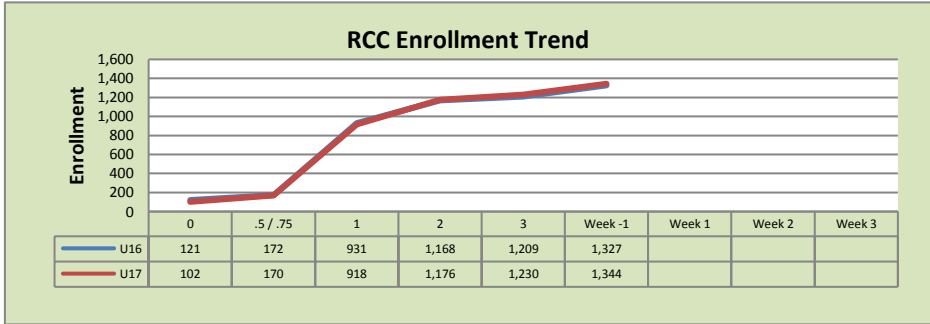
El Dorado Center			
	U16	U17	% Change
Undup Hdcnt	300	384	28%
Total Sections	23	20	-13%
FTE	5.250	4.883	-7%
Fill Rate ¹	58%	81%	23%
Productivity	306.15	441.02	44%
FTEs	52	70	35%



FLC Main			
	U16	U17	% Change
Undup Hdcnt	1,417	1,331	-6%
Total Sections	89	97	9%
FTE	12.615	13.24	5%
Fill Rate	87%	80%	-7%
Productivity	527.52	471.54	-11%
FTEs	215	202	-6%



Rancho Cordova Center			
	U16	U17	% Change
Undup Hdcnt	1,168	1,193	2%
Total Sections	41	44	7%
FTE ₂	9.067	9.667	7%
Fill Rate	90%	84%	-6%
Productivity	497.36	461.05	-7%
FTEs	146	144	-1%



FLC Enrollment Totals

	U16	U17	% Change
Unduplicated Headcount	2,885	2,908	1%
Total Sections ¹	153	161	5%
FTE ¹	26.963	27.790	3%
Fill Rate	82%	82%	0%
Productivity (WSCH/FTE)	474.21	462.53	-2%
FTEs ((WSCH*17)/525)	413	416	1%

Notes:

¹ Fill Rate does not include Work Experience (498/198) or Independent Study (495) sections.

Enrollment started April 24, 2017. Semester starts June 5, 2017.