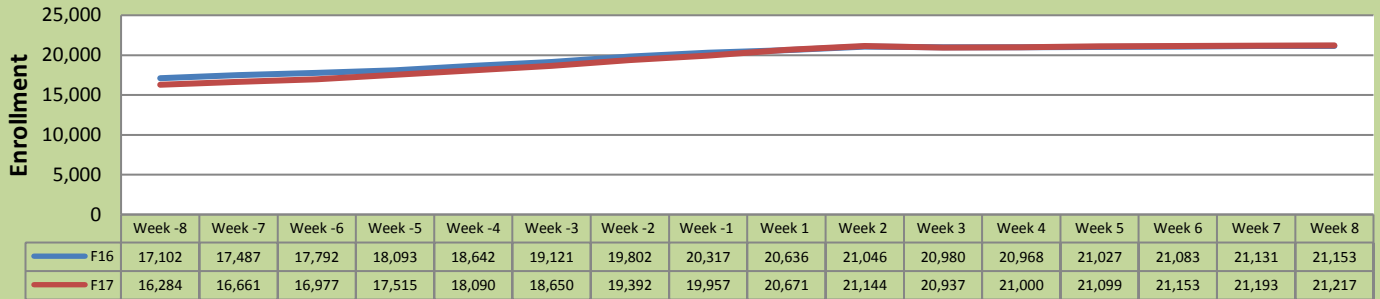


Fall 17 Weekly Enrollment Report

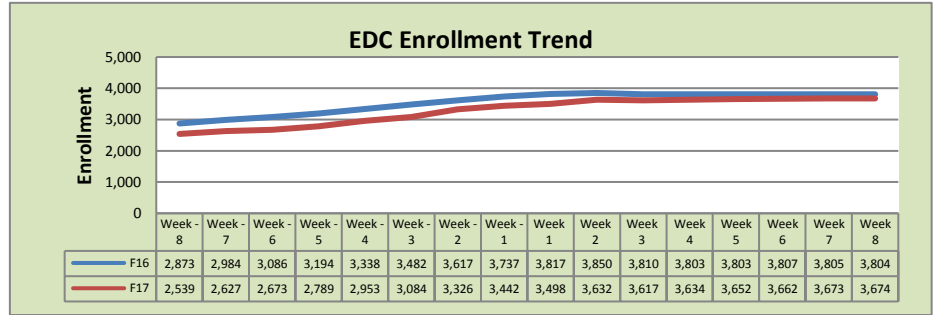
October 9, 2017: Week 8

Total Enrollment F16 and F17 % Change F16 - F17 = 0.30%

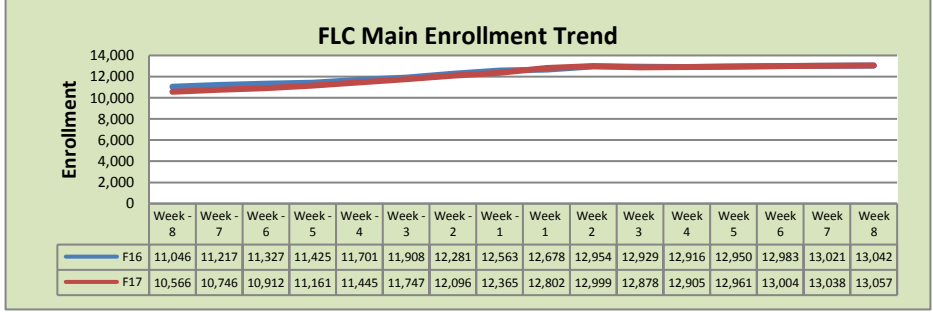


Enrollment by Site

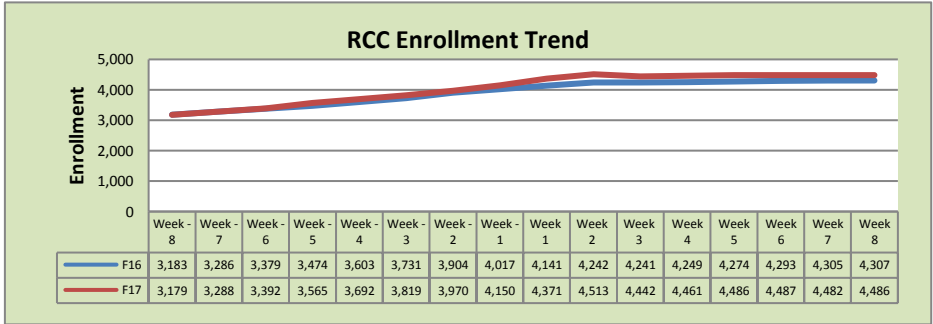
El Dorado Center			
	F16	F17	% Change
Undup Hdcnt	1,098	1,171	7%
Total Sections	168	169	1%
FTE	34.205	34.003	-1%
Fill Rate ¹	76%	74%	-2%
Productivity	478.68	461.46	-4%
FTEs	530	508	-4%



FLC Main			
	F16	F17	% Change
Undup Hdcnt	4,960	4,909	-1%
Total Sections	489	503	3%
FTE	101.819	107.392	5%
Fill Rate	82%	78%	-4%
Productivity	527.49	505.12	-4%
FTEs	1,739	1,756	1%



Rancho Cordova Center			
	F16	F17	% Change
Undup Hdcnt	2,650	2,823	7%
Total Sections	152	169	11%
FTE ₂	28.928	31.901	10%
Fill Rate	84%	80%	-4%
Productivity	530.28	493.34	-7%
FTEs	497	510	3%



FLC Enrollment Totals

	F16	F17	% Change
Unduplicated Headcount	8,708	8,903	2%
Total Sections ¹	809	841	4%
FTE ¹	164.952	173.295	5%
Fill Rate	81%	78%	-3%
Productivity (WSCH/FTE)	517.86	494.38	-5%
FTEs ((WSCH*17)/525)	2,766	2,774	0%

Notes:

¹ Fill Rate does not include Work Experience (498/198) or Independent Study (495) sections.

Enrollment started April 24, 2017. Semester starts August 19, 2017.