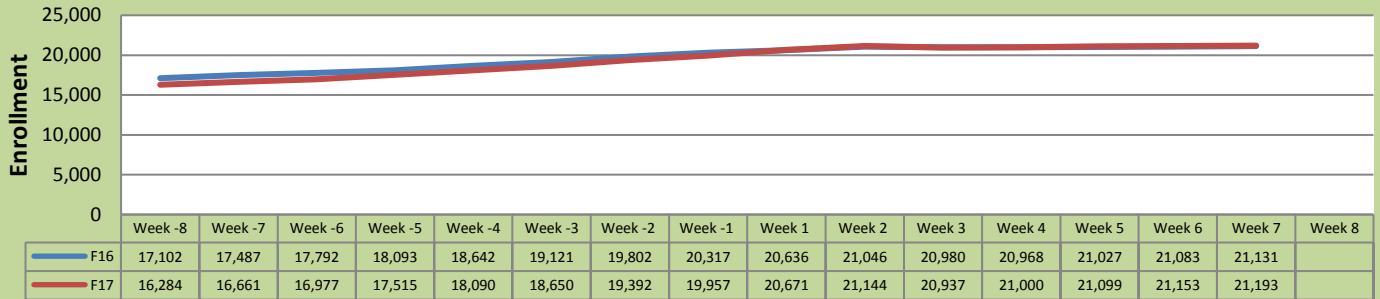


Fall 17 Weekly Enrollment Report

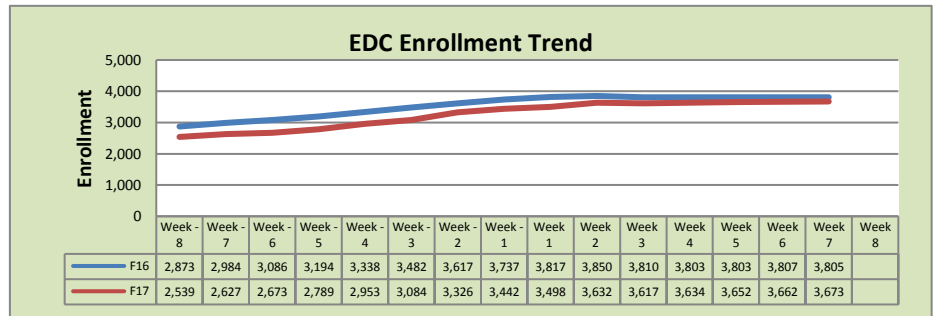
October 2, 2017: Week 7

Total Enrollment F16 and F17 % Change F16 - F17 = 0.29%

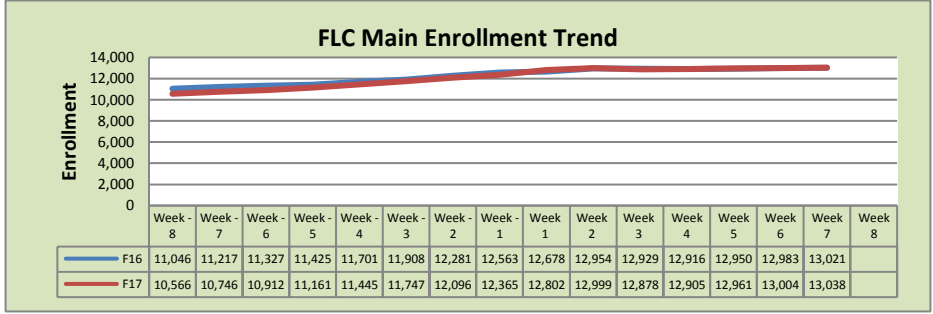


Enrollment by Site

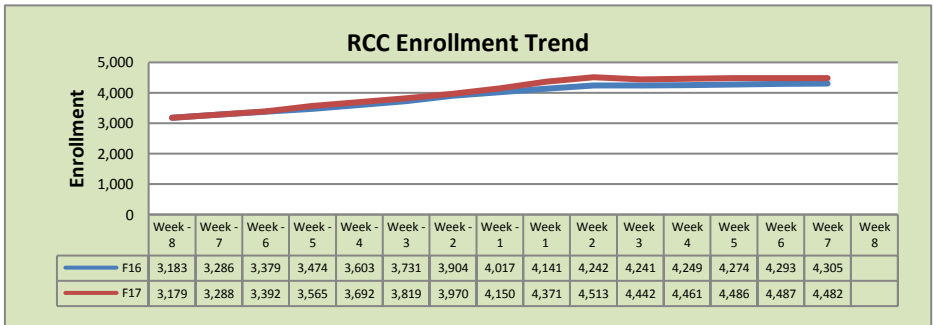
El Dorado Center			
	F16	F17	% Change
Undup Hdcnt	1,098	1,170	7%
Total Sections	168	170	1%
FTE	34.205	34.203	0%
Fill Rate ₁	75%	74%	-1%
Productivity	478.92	458.68	-4%
FTEs	530	508	-4%



FLC Main			
	F16	F17	% Change
Undup Hdcnt	4,962	4,911	-1%
Total Sections	490	504	3%
FTE	101.736	107.592	6%
Fill Rate	81%	78%	-3%
Productivity	527.68	504.01	-4%
FTEs	1,738	1,756	1%



Rancho Cordova Center			
	F16	F17	% Change
Undup Hdcnt	2,648	2,819	6%
Total Sections	152	169	11%
FTE ₂	29.128	31.901	10%
Fill Rate	83%	80%	-3%
Productivity	526.44	492.92	-6%
FTEs	497	509	2%



FLC Enrollment Totals

	F16	F17	% Change
Unduplicated Headcount	8,708	8,900	2%
Total Sections ¹	810	843	4%
FTE ¹	165.069	173.695	5%
Fill Rate	80%	78%	-2%
Productivity (WSCH/FTE)	517.36	493.04	-5%
FTEs ((WSCH*17)/525)	2,765	2,773	0%

Notes:

¹ Fill Rate does not include Work Experience (498/198) or Independent Study (495) sections.

Enrollment started April 24, 2017. Semester starts August 19, 2017.