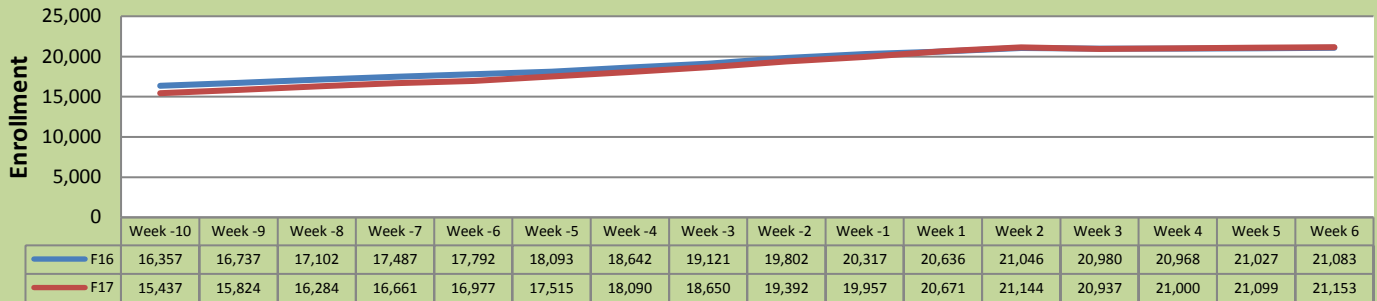


Fall 17 Weekly Enrollment Report

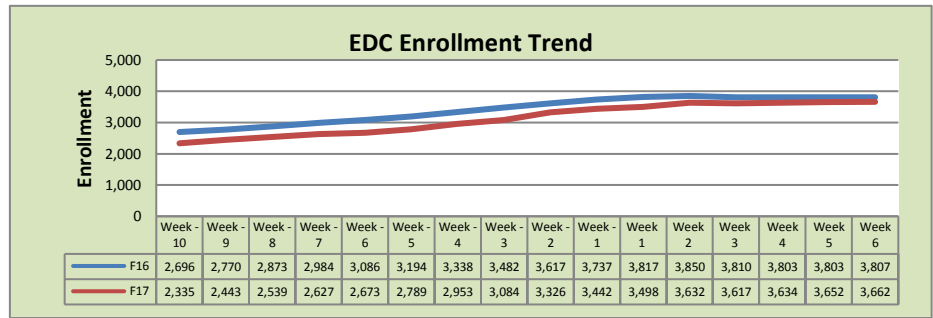
September 25, 2017: Week 6

Total Enrollment F16 and F17 % Change F16 - F17 = 0.33%

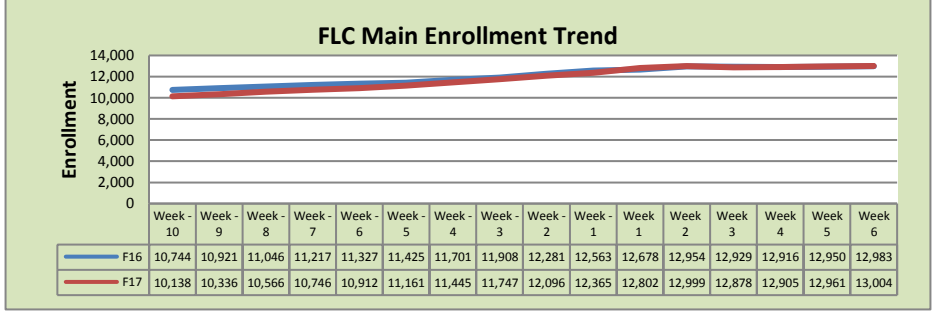


Enrollment by Site

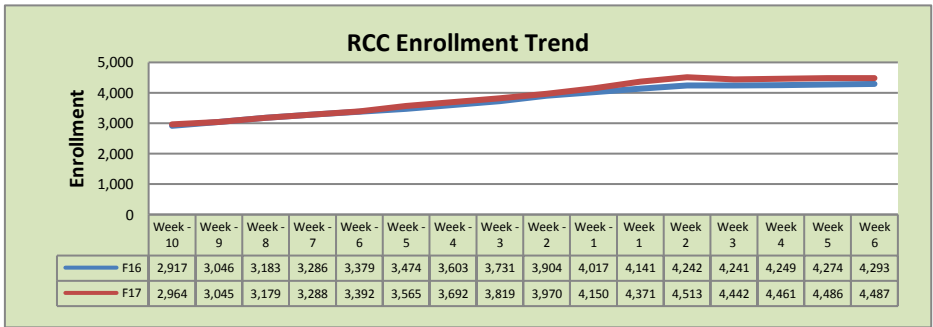
El Dorado Center			
	F16	F17	% Change
Undup Hdcnt	1,099	1,165	6%
Total Sections	168	171	2%
FTE	34.213	34.486	1%
Fill Rate ₁	76%	73%	-3%
Productivity	479.17	454.11	-5%
FTEs	531	507	-5%



FLC Main			
	F16	F17	% Change
Undup Hdcnt	4,962	4,905	-1%
Total Sections	490	505	3%
FTE	101.665	107.881	6%
Fill Rate	81%	78%	-3%
Productivity	527.38	501.82	-5%
FTEs	1,736	1,753	1%



Rancho Cordova Center			
	F16	F17	% Change
Undup Hdcnt	2,640	2,824	7%
Total Sections	152	169	11%
FTE ₂	29.128	32.153	10%
Fill Rate	84%	81%	-3%
Productivity	524.97	489.47	-7%
FTEs	495	510	3%



FLC Enrollment Totals

	F16	F17	% Change
Unduplicated Headcount	8,701	8,894	2%
Total Sections ¹	810	845	4%
FTE ¹	165.007	174.52	6%
Fill Rate	80%	77%	-3%
Productivity (WSCH/FTE)	516.96	490.12	-5%
FTEs ((WSCH*17)/525)	2,762	2,770	0%

Notes:

¹ Fill Rate does not include Work Experience (498/198) or Independent Study (495) sections.

Enrollment started April 24, 2017. Semester starts August 19, 2017.