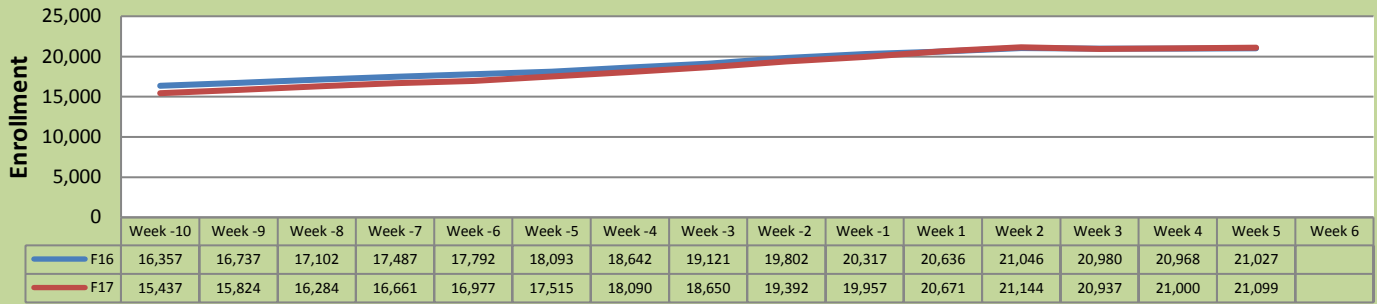


Fall 17 Weekly Enrollment Report

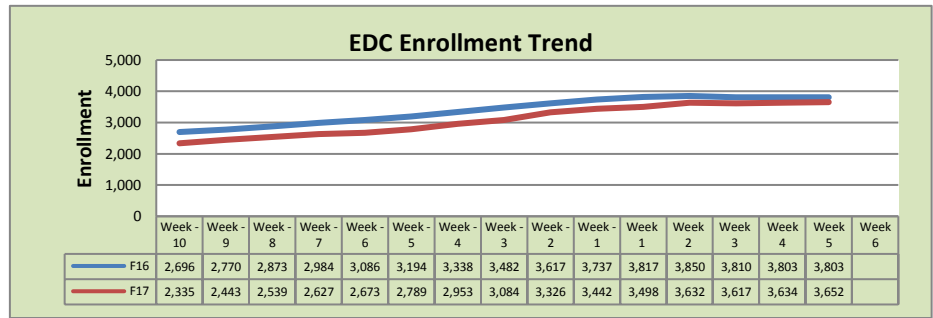
September 18, 2017: Week 5

Total Enrollment F16 and F17 % Change F16 - F17 = 0.34%

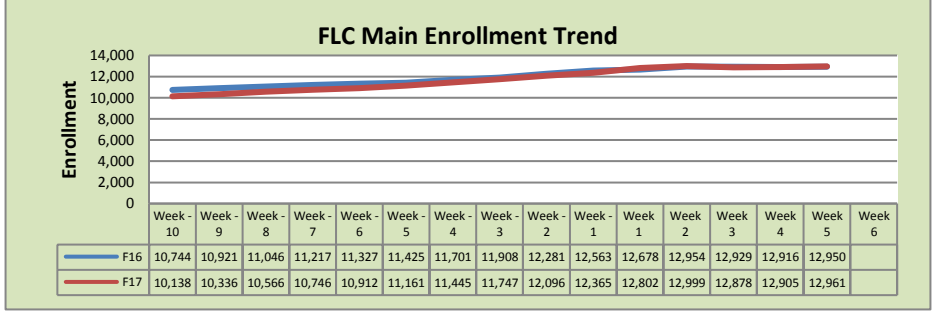


Enrollment by Site

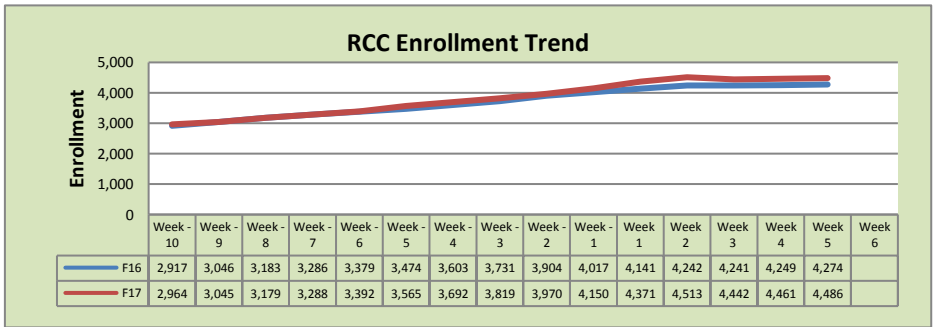
El Dorado Center			
	F16	F17	% Change
Undup Hdcnt	1,096	1,163	6%
Total Sections	168	171	2%
FTE	34.213	34.486	1%
Fill Rate ₁	76%	73%	-3%
Productivity	478.7	453.35	-5%
FTEs	530	506	-5%



FLC Main			
	F16	F17	% Change
Undup Hdcnt	4,955	4,892	-1%
Total Sections	488	503	3%
FTE	101.465	107.731	6%
Fill Rate	81%	77%	-4%
Productivity	527.06	500.80	-5%
FTEs	1,732	1,747	1%



Rancho Cordova Center			
	F16	F17	% Change
Undup Hdcnt	2,626	2,825	8%
Total Sections	152	169	11%
FTE ₂	28.928	32.153	11%
Fill Rate	83%	81%	-2%
Productivity	526.84	489.44	-7%
FTEs	493	510	3%



FLC Enrollment Totals

	F16	F17	% Change
Unduplicated Headcount	8,677	8,880	2%
Total Sections ¹	808	843	4%
FTE ¹	164.607	174.37	6%
Fill Rate	80%	77%	-3%
Productivity (WSCH/FTE)	516.97	489.32	-5%
FTEs ((WSCH*17)/525)	2,755	2,763	0%

Notes:

¹ Fill Rate does not include Work Experience (498/198) or Independent Study (495) sections.

Enrollment started April 24, 2017. Semester starts August 19, 2017.