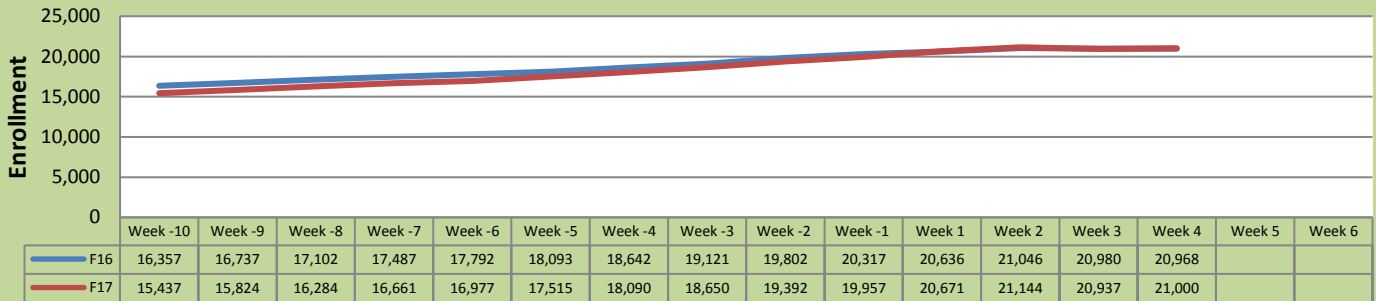


## Fall 17 Weekly Enrollment Report

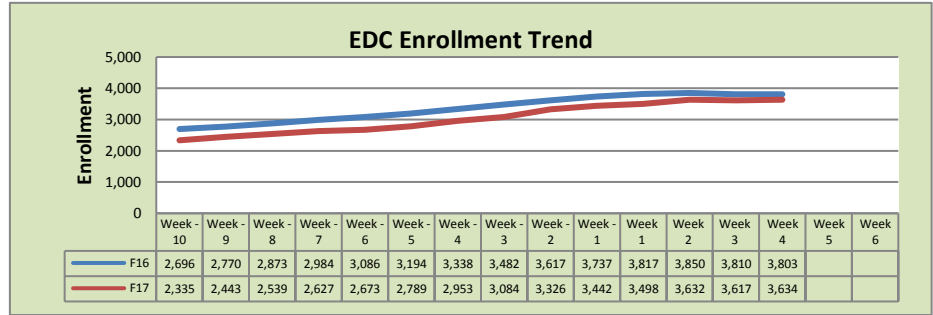
September 11, 2017: Week 4

### Total Enrollment F16 and F17 % Change F16 - F17 = 0.15%

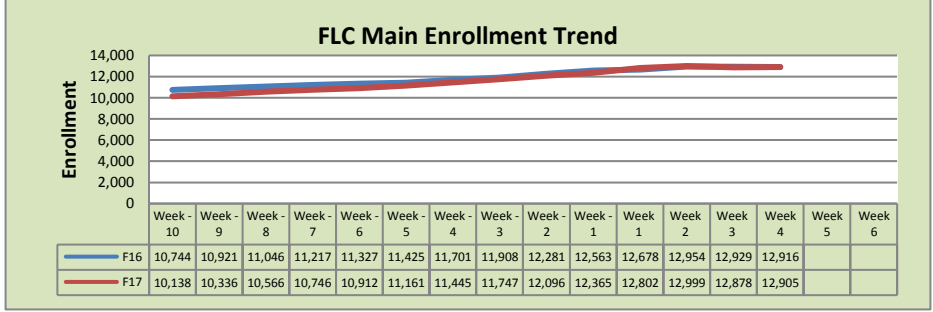


### Enrollment by Site

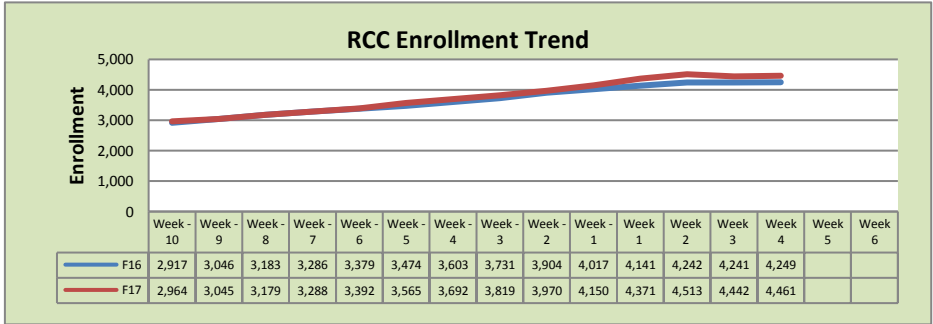
El Dorado Center			
	F16	F17	% Change
Undup Hdcnt	1,102	1,158	5%
Total Sections	168	171	2%
FTE	34.209	34.486	1%
Fill Rate <sub>1</sub>	76%	73%	-3%
Productivity	479.04	451.63	-6%
FTEs	531	504	-5%



FLC Main			
	F16	F17	% Change
Undup Hdcnt	4,947	4,879	-1%
Total Sections	487	503	3%
FTE	101.483	107.731	6%
Fill Rate	80%	77%	-3%
Productivity	525.88	499.10	-5%
FTEs	1,728	1,741	1%



Rancho Cordova Center			
	F16	F17	% Change
Undup Hdcnt	2,616	2,811	7%
Total Sections	152	169	11%
FTE <sub>2</sub>	28.928	32.153	11%
Fill Rate	83%	80%	-3%
Productivity	524.1	486.92	-7%
FTEs	491	507	3%



### FLC Enrollment Totals

	F16	F17	% Change
Unduplicated Headcount	8,665	8,848	2%
Total Sections <sup>1</sup>	807	843	4%
FTE <sup>1</sup>	164.620	174.37	6%
Fill Rate	80%	77%	-3%
Productivity (WSCH/FTE)	515.83	487.46	-5%
FTEs ((WSCH*17)/525)	2,750	2,752	0%

#### Notes:

<sup>1</sup> Fill Rate does not include Work Experience (498/198) or Independent Study (495) sections.

Enrollment started April 24, 2017. Semester starts August 19, 2017.