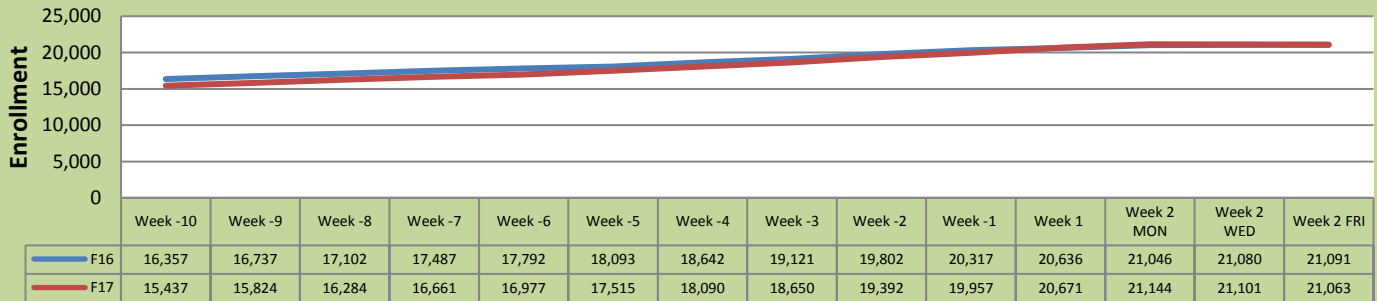


Fall 17 Weekly Enrollment Report

September 1, 2017: Week 2 Friday Update

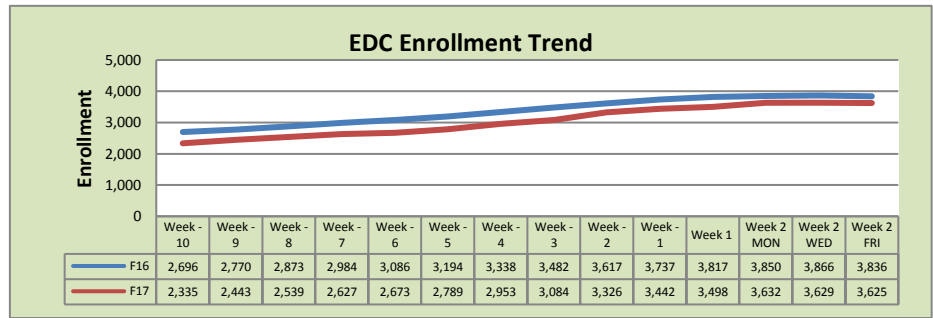
Total Enrollment F16 and F17

% Change F16 - F17 = - 0.13%

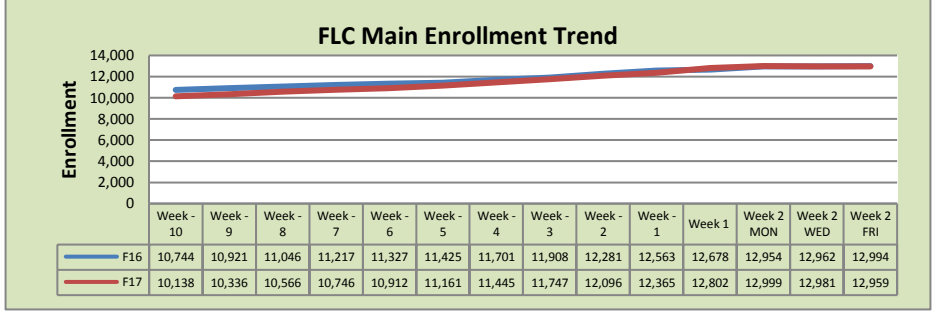


Enrollment by Site

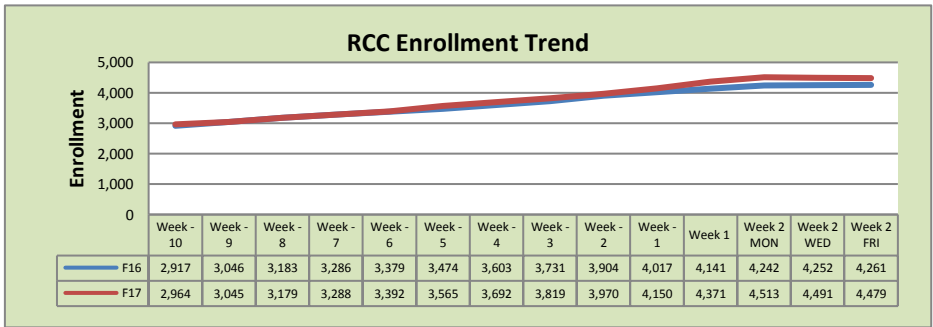
El Dorado Center			
	F16	F17	% Change
Undup Hdcnt	1,103	1,140	3%
Total Sections	168	171	2%
FTE	34.209	34.486	1%
Fill Rate ₁	76%	72%	-4%
Productivity	482.28	449.35	-7%
FTEs	534	502	-6%



FLC Main			
	F16	F17	% Change
Undup Hdcnt	4,975	4,921	-1%
Total Sections	495	503	2%
FTE	102.883	107.606	5%
Fill Rate	81%	77%	-4%
Productivity	522.03	501.74	-4%
FTEs	1,739	1,748	1%



Rancho Cordova Center			
	F16	F17	% Change
Undup Hdcnt	2,622	2,813	7%
Total Sections	152	169	11%
FTE ₂	29.128	32.153	10%
Fill Rate	83%	80%	-3%
Productivity	522.61	489.81	-6%
FTEs	493	510	3%



FLC Enrollment Totals

	F16	F17	% Change
Unduplicated Headcount	8,700	8,874	2%
Total Sections ¹	815	843	3%
FTE ¹	166.220	174.245	5%
Fill Rate	80%	77%	-3%
Productivity (WSCH/FTE)	513.95	489.17	-5%
FTEs ((WSCH*17)/525)	2,766	2,760	0%

Notes:

¹ Fill Rate does not include Work Experience (498/198) or Independent Study (495) sections.

Enrollment started April 24, 2017. Semester starts August 19, 2017.